

Nilkamal Limited

Standalone Balance Sheet as at 31st March 2022

Currency ₹ in lakhs

Particulars	Note	As at	
		31 st March, 2022	31 st March, 2021
I. ASSETS			
1 Non-Current Assets			
(a) Property, Plant and Equipment	1	65,703.50	58,972.60
(b) Capital work-in-Progress	1	1,358.93	1,871.30
(c) Other Intangible Assets	1a	144.22	93.14
(d) Financial Assets			
(i) Investments in Subsidiaries and Joint Ventures	2	7,644.91	7,644.91
(ii) Other Investments	3	43.14	43.14
(iii) Loans	4	273.34	257.45
(iv) Other Financial Assets (Net)	5	2,485.63	2,140.01
(e) Other Non-Current Assets	6	10,447.02	10,085.51
Total Non-Current Assets		3,589.06	2,487.31
2 Current Assets			
(a) Inventories	7	59,633.99	45,304.76
(b) Financial Assets			
(i) Investments	8	-	1,000.05
(ii) Trade Receivables	9	27,570.41	25,743.24
(iii) Cash and Cash Equivalents	10	5,694.94	1,159.85
(iv) Bank Balances other than cash and cash equivalents	11	241.26	5,592.94
(v) Other Financial Assets	12	1,597.46	2,544.85
(c) Current Tax Assets (Net)		35,104.07	36,040.93
(d) Other Current Assets	13	421.00	509.82
Total Current Assets		5,890.01	4,545.19
TOTAL ASSETS		101,049.07	86,400.70
		182,291.80	159,910.56
II. EQUITY AND LIABILITIES			
1 Equity			
(a) Equity Share Capital	14	1,492.25	1,492.25
(b) Other Equity	15	110,489.67	103,828.68
Total Equity attributable to equity holders of the Company		111,981.92	105,320.93
2 Non-current Liabilities			
(a) Financial Liabilities			
(i) Borrowings	16	10,958.76	2,854.05
(ii) Lease Liabilities	17	14,501.56	15,523.72
(iii) Other Financial Liabilities	18	6,721.17	6,231.12
(b) Provisions	19	462.89	416.96
(c) Deferred Tax Liabilities (Net)	20	947.66	850.08
Total Non-Current Liabilities		33,592.04	25,875.93
3 Current Liabilities			
(a) Financial Liabilities			
(i) Borrowings	21	5,772.57	1,782.52
(ii) Lease Liabilities	22	3,381.08	2,522.85
(iii) Trade Payables			
(a) Total Outstanding dues of micro enterprises and small enterprises		-	-
(b) Total Outstanding dues of creditors other than micro enterprises and small enterprises	23	19,626.89	17,326.15
(iii) Other Financial Liabilities	24	2,735.77	2,228.91
(b) Other Current Liabilities	25	31,516.31	23,860.43
(c) Provisions	26	4,093.08	3,776.13
Total Current Liabilities		1,108.45	1,077.14
TOTAL EQUITY AND LIABILITIES		36,717.84	28,713.70
		182,291.80	159,910.56
Significant accounting policies	36		

The notes referred to above form an integral part of the standalone financial statements.

As per our report of even date attached.

For BSR & Co. LLP

Chartered Accountants

Firm's Registration No: 101248W/W-100022



Rishabh Kumar
Partner


Membership No : 402877


Mumbai
23rd May, 2022


For and on Behalf of the Board of Directors of
Nilkamal Limited

CIN : L25109DN1985PLC000162


Hiten V. Parekh
Managing Director
DIN : 00037960


Manish V. Parekh
Joint Managing Director
DIN : 00037724


Paresb B. Mehta
Chief Financial Officer
Membership No : 44670


Priti P. Dave
Company Secretary
Membership No : 19469

Mumbai
23rd May, 2022



Nilkamal Limited

Standalone Statement of Profit and Loss

for the year ended 31st March 2022


Currency ₹ in lakhs

Particulars	Note	For the Year ended 31 st March 2022	For the Year ended 31 st March 2021
I. Revenue from Operations	27	247,547.62	188,802.58
II. Other Income	28	1,848.75	1,448.11
III. Total Income (I+II)		<u>249,396.37</u>	<u>190,250.69</u>
IV. Expenses:			
Cost of Materials Consumed		110,556.27	69,490.63
Purchases of Stock in Trade		48,093.89	37,677.49
Changes in inventories of Finished Goods, Stock in Trade and Work-in-Progress	29	(7,934.31)	(1,839.05)
Employee Benefits Expense	30	17,614.17	15,439.72
Finance Costs	31	2,794.98	2,313.70
Depreciation and Amortisation Expenses	1	9,690.32	9,266.65
Other Expenses	32	58,181.15	43,998.58
Total Expenses		<u>238,996.47</u>	<u>176,347.72</u>
V. Profit Before Tax (III-IV)		10,399.90	13,902.97
VI. Tax Expense:			
Current Tax	35	2,448.44	3,712.75
Deferred Tax (Credit) / Charge	35	22.24	(151.86)
Total Tax Expenses		<u>2,470.68</u>	<u>3,560.89</u>
VII. Profit for the year (V-VI)		<u>7,929.22</u>	<u>10,342.08</u>
VIII. Other Comprehensive Income:			
Items that will not be reclassified to profit or loss			
Remeasurements of defined benefit asset		219.14	407.37
Income Tax effect on above		(55.15)	(102.53)
Items that will be reclassified subsequently to profit or loss			
Effective portion of losses on hedging instrument in a cash flow hedge		80.22	82.11
Income Tax effect on above		(20.19)	(20.67)
Other Comprehensive Income for the year, net of income tax		<u>224.02</u>	<u>366.28</u>
Total Comprehensive Income (VII + VIII)		<u>8,153.24</u>	<u>10,708.36</u>
IX. Earnings per equity share of ₹ 10 each (Previous Year ₹ 10 each)	53		
(1) Basic (in ₹)		53.14	69.31
(2) Diluted (in ₹)		53.14	69.31
Significant accounting policies	36		

The notes referred to above form an integral part of the standalone financial statements.


As per our report of even date attached.


For BSR & Co. LLP
Chartered Accountants
Firm's Registration No : 101248W/W-100022

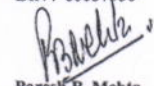

Rishabh Kumar
Partner
Membership No : 402877

Mumbai
23rd May, 2022


For and on behalf of the Board of Directors of
Nilkamal Limited
CIN : L25209DN1985PLC000162


Hiten V. Parekh
Managing Director
DIN : 00037550


Manish V. Parekh
Joint Managing Director
DIN : 00037724


Paresih B. Mehta
Chief Financial Officer
Membership No : 44670

Mumbai
23rd May, 2022


Priti P. Dave
Company Secretary
Membership No: 19469



Nilkamal Limited

Standalone Balance Sheet

as at 31st March 2021

Currency ₹ in lakhs

Particulars	Note	(₹ in lakhs)	
		As at 31 st March, 2021	As at 31 st March, 2020
I. ASSETS			
1 Non-Current Assets			
(a) Property, Plant and Equipment	1	58,972.60	54,164.37
(b) Capital work-in-Progress		1,871.30	2,693.59
(c) Intangible Assets	1	93.14	136.83
(d) Financial Assets			
(i) Investments in Subsidiaries and Joint Ventures	2	7,644.91	7,644.91
(ii) Other Investments	3	43.14	43.14
(iii) Loans	4	2,263.79	2,480.16
(iv) Other Financial Assets	5	133.67	378.80
(e) Other Non-Current Assets	6	2,487.31	2,537.31
Total Non-Current Assets		73,509.86	70,079.11
2 Current Assets			
(a) Inventories	7	45,304.76	36,888.64
(b) Financial Assets			
(i) Investments	8	1,000.05	1,513.30
(ii) Trade Receivables	9	25,743.24	26,228.38
(iii) Cash and Cash Equivalents	10	1,159.85	1,032.85
(iv) Bank Balances other than cash and cash equivalents	11	5,592.94	309.58
(v) Loans	12	797.23	1,190.79
(vi) Other Financial Assets	13	1,747.62	1,491.32
(c) Current Tax Assets (Net)		509.82	803.72
(d) Other Current Assets	14	4,545.19	4,315.07
Total Current Assets		86,400.70	73,773.65
TOTAL ASSETS		159,910.56	143,852.76
II. EQUITY AND LIABILITIES			
1 Equity			
(a) Equity Share Capital	15	1,492.25	1,492.25
(b) Other Equity	16	103,828.68	93,866.45
Total Equity		105,320.93	95,358.70
2 Non-current liabilities			
(a) Financial Liabilities			
(i) Borrowings	17	2,854.05	4,790.08
(ii) Other Financial Liabilities	18	21,754.84	18,222.75
(b) Provisions	19	416.96	480.95
(c) Deferred Tax Liabilities (Net)	20	850.08	871.99
Total Non-Current Liabilities		25,875.93	24,365.77
3 Current Liabilities			
(a) Financial Liabilities			
(i) Trade Payables			
(a) Total Outstanding dues of micro enterprises and small enterprises			
(b) Total Outstanding dues of creditors other than micro enterprises and small enterprises	21	17,326.15	13,453.06
(ii) Other Financial Liabilities	22	6,534.28	6,987.61
(b) Other Current Liabilities	23	3,776.13	2,623.62
(c) Provisions	24	1,077.14	1,064.00
Total Current Liabilities		28,713.70	24,128.29
TOTAL EQUITY AND LIABILITIES		159,910.56	143,852.76
Significant accounting policies	33		

The notes referred to above form an integral part of the standalone financial statements.

As per our report of even date attached.

For BSR & Co. LLP

Chartered Accountants

Firm's Registration No: 101248W/W-100022

R. Kumar

Rishabh Kumar

Partner

Membership No : 402877

Mumbai

June 03, 2021

For and on Behalf of the Board of Directors of

Nilkamal Limited

CIN : L25209DN1985PLC000162

Hiten V. Parekh

Hiten V. Parekh

Managing Director

DIN : 00037550

Parekh B. Mehta

Parekh B. Mehta

Chief Financial Officer

Membership No : 44670

Mumbai

June 03, 2021

Manish V. Parekh

Manish V. Parekh

Joint Managing Director

DIN : 00037724

P. Dave

P. P. Dave

Company Secretary

Membership No : 19469



Nilkamal Limited

Standalone Statement of Profit and Loss

for the year ended 31st March 2021

Currency ₹ in lakhs

Particulars	Note	₹ in lakhs	
		Year ended 31 st March 2021	Year ended 31 st March 2020
I. Revenue from Operations	25	188,802.58	208,147.38
II. Other Income	26	1,448.11	1,088.74
III. Total Income (I+II)		<u>190,250.69</u>	<u>209,236.12</u>
IV. Expenses:			
Cost of Materials Consumed		69,490.63	67,708.38
Purchases of Stock in Trade		37,677.49	45,735.72
Changes in inventories of Finished Goods, Stock in Trade and Work-in-Progress	27	(1,839.05)	805.85
Employee Benefits Expense	28	15,439.72	17,537.93
Finance Costs	29	2,313.70	2,573.73
Depreciation and Amortisation Expenses	1	9,266.65	9,051.14
Other Expenses	30	43,998.58	50,003.13
Total Expenses		<u>176,347.72</u>	<u>193,415.88</u>
V. Profit Before Tax (III-IV)		13,902.97	15,820.24
VI. Tax Expense:			
Current Tax	32	3,712.75	4,030.00
Deferred Tax (Credit) / Charge	32	(151.86)	(410.91)
Total Tax Expenses		<u>3,560.89</u>	<u>3,619.09</u>
VII. Profit for the year (V-VI)		<u>10,342.08</u>	<u>12,201.15</u>
VIII. Other Comprehensive Income:			
Items that will not be reclassified to profit or loss			
Remeasurements of defined benefit (asset)		407.37	(127.83)
Income Tax effect on above		(102.53)	25.66
Items that will be reclassified subsequently to profit or loss			
Effective portion of (losses) on hedging instrument in a cash flow hedge		82.11	(62.51)
Income Tax effect on above		(20.67)	1.90
Other Comprehensive Income for the year, net of income tax		<u>366.28</u>	<u>(162.78)</u>
Total Comprehensive Income (VII + VIII)		<u>10,708.36</u>	<u>12,038.37</u>
IX. Earnings per equity share of ₹ 10 each (Previous Year ₹ 10 each)	52		
(1) Basic (in ₹)		69.31	81.76
(2) Diluted (in ₹)		69.31	81.76
Significant accounting policies	33		


The notes referred to above form an integral part of the standalone financial statements.

As per our report of even date attached.

For BSR & Co. LLP

Chartered Accountants

Firm's Registration No : 101248W/W-100022



Rishabh Kumar


Partner

Membership No : 402877

For and on behalf of the Board of Directors of

Nilkamal Limited


CIN : L25209DN1985PLC000162



Hiten V. Parekh

Managing Director

DIN : 00037550



Manish V. Parekh

Joint Managing Director

DIN : 00037724

Mumbai

June 03, 2021



Nilkamal Limited

Standalone Balance Sheet

as at 31st March 2020

Currency ₹ in lakhs

Particulars	Note	(₹ in lakhs)	
		As at 31 st March, 2020	As at 31 st March, 2019
I. ASSETS			
1 Non-Current Assets			
(a) Property, Plant and Equipment	1	54,164.37	38,218.41
(b) Capital work-in-Progress		2,693.59	1,384.37
(c) Other Intangible Assets	1	136.83	100.21
(d) Financial Assets			
(i) Investments in Subsidiaries and Joint Ventures	2	7,644.91	2,529.28
(ii) Other Investments	3	43.14	43.14
(iii) Loans	4	2,480.16	2,495.51
(iv) Other Financial Assets (Net)	5	378.80	110.57
(e) Other Non-Current Assets	6	10,547.01	5,178.50
		2,537.31	2,546.48
Total Non-Current Assets		70,079.11	47,427.97
2 Current Assets			
(a) Inventories	7	36,888.64	38,167.80
(b) Financial Assets			
(i) Investments	8	1,513.30	-
(ii) Trade Receivables	9	26,228.38	29,870.61
(iii) Cash and Cash Equivalents	10	1,032.85	479.29
(iv) Bank Balances other than cash and cash equivalents	11	309.58	245.98
(v) Loans	12	1,190.79	891.55
(vi) Other Financial Assets	13	1,491.32	1,073.63
(c) Current Tax Assets (Net)		31,766.22	32,561.06
(d) Other Current Assets	14	803.72	437.47
		4,315.07	3,436.78
Total Current Assets		73,773.65	74,603.11
TOTAL ASSETS		1,43,852.76	1,22,031.08
II. EQUITY AND LIABILITIES			
1 Equity			
(a) Equity Share Capital	15	1,492.25	1,492.25
(b) Other Equity	16	93,866.45	86,946.23
Total Equity attributable to equity holders of the Company		95,358.70	88,438.48
2 Non-current liabilities			
(a) Financial Liabilities			
(i) Borrowings	17	4,790.08	4,441.81
(ii) Other Financial Liabilities	18	18,222.75	5,326.15
(b) Provisions	19	480.95	538.73
(c) Deferred Tax Liabilities (Net)	20	871.99	1,780.35
(d) Other Non-Current Liabilities	21	-	377.02
Total Non-Current Liabilities		24,365.77	12,464.06
3 Current Liabilities			
(a) Financial Liabilities			
(i) Borrowings	22	-	685.73
(ii) Trade Payables			
(a) Total Outstanding dues of micro enterprises and small enterprises		-	-
(b) Total Outstanding dues of creditors other than micro enterprises and small enterprises	23	13,453.06	13,139.43
(iii) Other Financial Liabilities	24	6,987.61	2,723.70
(b) Other Current Liabilities	25	20,440.67	16,548.86
(c) Provisions	26	2,623.62	3,494.47
		1,064.00	1,085.21
Total Current Liabilities		24,128.29	21,128.54
TOTAL EQUITY AND LIABILITIES		1,43,852.76	1,22,031.08
Significant accounting policies	35		

The notes referred to above form an integral part of the standalone financial statements.

As per our report of even date attached.

For BSR & Co. LLP

Chartered Accountants

Firm's Registration No: 101248W/V-100022

Rishabh Kumar
Rishabh Kumar
Partner

Membership No : 402877

Mumbai
June 28, 2020

For and on Behalf of the Board of Directors of

Nilkamal Limited

CIN : L25209DN1985PLC000162

Sharad V. Parekh
Sharad V. Parekh
Managing Director
DIN : 00035747

Atul V. Parekh
Atul V. Parekh
Joint Managing Director
DIN : 00037550

Pooja B. Mehta
Pooja B. Mehta
Chief Financial Officer
Membership No : 44670

Priti P. Dave
Priti P. Dave
Company Secretary
Membership No : 44670

Mumbai
June 28, 2020



Nilkamal Limited

Standalone Statement of Profit and Loss

for the year ended 31st March 2020


Currency ₹ in lakhs

Particulars	Note	Year ended	
		31 st March 2020	31 st March 2019
I. Revenue from Operations	27	2,08,147.38	2,30,418.37
II. Other Income	28	1,088.74	1,709.16
III. Total Income (I+II)		<u>2,09,236.12</u>	<u>2,32,127.53</u>
IV. Expenses:			
Cost of Materials Consumed		67,708.38	87,440.96
Purchases of Stock in Trade		45,735.72	52,012.20
Changes in inventories of Finished Goods, Stock in Trade and Work-in-Progress	29	805.85	(3,649.41)
Employee Benefits Expense	30	17,537.93	17,788.12
Finance Costs	31	2,573.73	1,579.90
Depreciation and Amortisation Expenses	1	9,051.14	4,964.07
Other Expenses	32	50,003.13	56,123.27
Total Expenses		<u>1,93,415.88</u>	<u>2,16,259.11</u>
V. Profit Before Tax (III-IV)		15,820.24	15,868.42
VI. Tax Expense:			
Current Tax	34	4,030.00	4,810.00
Deferred Tax (Credit) / Charge	34	(410.91)	733.70
Tax for earlier years		-	(798.20)
Total Tax Expenses		<u>3,619.09</u>	<u>4,745.50</u>
VII. Profit for the year (V-VI)		<u>12,201.15</u>	<u>11,122.92</u>
VIII. Other Comprehensive Income:			
Items that will not be reclassified to profit or loss			
Remeasurements of defined benefit (asset)		(127.83)	(58.15)
Income Tax effect on above		25.66	20.12
Items that will be reclassified subsequently to profit or loss			
Effective portion of (losses) on hedging instrument in a cash flow hedge		(62.51)	(141.13)
Income Tax effect on above		1.90	56.22
Other Comprehensive Income for the year, net of income tax		<u>(162.78)</u>	<u>(122.94)</u>
Total Comprehensive Income (VII + VIII)		<u>12,038.37</u>	<u>10,999.98</u>
IX. Earnings per equity share of ₹ 10 each (Previous Year ₹ 10 each)	52		
(1) Basic (in ₹)		81.76	74.54
(2) Diluted (in ₹)		81.76	74.54
Significant accounting policies	34		


The notes referred to above form an integral part of the standalone financial statements.


As per our report of even date attached.


For BSR & Co. LLP
Chartered Accountants
Firm's Registration No : 101248W/W-100022



Rishabh Kumar
Partner
Membership No : 402877

For and on behalf of the Board of Directors of
Nilkamal Limited
CIN : L25209DN1985PLC000162


Sharad V. Parekh
Managing Director
DIN : 00035747


Hiten V. Parekh
Joint Managing Director
DIN : 00037550


Paresh B. Mehta
Chief Financial Officer
Membership No : 44670


Priti P. Dave
Company Secretary
Membership No : 19469

Mumbai
June 28, 2020

Mumbai
June 28, 2020

