

Editor:	Approved By:	Approved Date:	Revision Number:	Page:
Sara Fry	Martin Tollner	11/06/2020	4	1(2)

Safety First instructions

Purpose and scope

Atlas Copco companies focus on putting Safety First in its operations both for employees, contractors, visitors and other stakeholders.

In line with this, training shall be provided and safety instructions with clear roles and responsibilities shall be developed and provided in the company.

Responsibility

General Managers are responsible to ensure that safety instructions are available in the company and that training is provided to the relevant stakeholders, such as employees, contractors and visitors.

Procedure

Safety instructions with clear roles and responsibilities shall be provided for all employees, contractors, visitors and other stakeholders as required.

Attached is an example of a safety instruction from operations for visitors, that can be used and adjusted to local needs.

Safety training shall be provided to all employees and to other stakeholders as required.

For further guidance contact the business area SHEQ Council representative, see reference.

Record

- Safety trainings are available in Learning Link
- Safety instruction example for visitors:

Editor:
Sara Fry


Approved By:
Martin Tollner

Approved Date:
11/06/2020

Revision Number:
4





Page:
2(2)

Safety First instructions





Welcome to Atlas Copco

Please observe our safety regulations for visitors. They have been prepared as part of our company safety program. The purpose is to create a safe workplace and to prevent accidents.



- The visitor badge must be worn and visible.
- Don't walk around on your own. You should always be accompanied by a representative from Atlas Copco.
- Permission is required for taking photos and to carry photo equipment.
- Smoking is not allowed except in designated areas.
- In the production area: Do not enter the work area within the yellow lines without permission from the production management. Do not touch assembly parts, tools and other equipment. No admittance to the testing area without permission from the production management.

- In the production area: Watch out for forklifts, overhead loads and slippery surface. Do not look directly into welding light. Watch out for vehicles in the yard.

- In the production area: Wear protective glasses and ear protection if your host advises you to do so.

- In case of a fire alarm, please leave the building immediately, follow your host and go to the assembly point.
- Return the visitor badge to your host before you leave and sign out.

Welcome!

Attachments:



Visitors_Regulations_Example_English_V1_

References:

4.02 Atlas Copco Safety, Health, Environment and Quality (SHEQ) Council in Safety Health Environment and Quality

External References:

Reg nr: FFDC7ADF6FC7693BC12577F3004AE4B4