




# APEX DIAGNOSTICS

Pathology Lab | Digital X-Ray | Sonography



Dr. Nilesh Thorat

MBBS, MD, AFIH

Authorised Certifying,

Surgen

## MEDICAL CHECK-UP REPORT (Pre-employment/periodical Examination)

### SETCO SPINDLES INDIA PVT.LTD.

Reg. No: ACS 24 -NT/2012

Check up period 13/04/2023

<b>Employee Name:</b>		<b>MR.GANESH SHINDE</b>		<b>SR.NO</b>	10
<b>Employee Code:</b>		<b>00153</b>		<b>Age:</b>	36 Yrs
<b>Working Since</b>	<b>Height (cm):</b>	174	<b>Weight (kg) :</b>	72	<b>Sex:</b> MALE
<b>Present Complaints</b>			<b>BMI</b>	23.78	
<b>Present Complaints : NIL</b>					
<b>Family History</b>		<input type="checkbox"/> Hypertension <input type="checkbox"/> Diabeti <input type="checkbox"/> Asthematic		<b>Past History : Nil</b>	
<b>Habits</b>		<input type="checkbox"/> Tobacco <input type="checkbox"/> Smoke <input type="checkbox"/> Alcoholic			
<b>Allergic to</b>		NIL		<b>M/H and O/H : NA</b>	
<b>General Examination</b>			<b>General Appearance:</b> Healthy		
<b>Pulse :</b>		72/Min		<b>BP :</b> 130/90 mmHg (Normal value :90-130/60 - 90 mmHg)	
<b>Physical Examination</b>		YES		<b>ENT :</b> NAD <b>SKIN :</b> NAD	
<b>Vision</b>	Near Rt Eye:	N / 6	Far Rt Eye -	6 / 6	With/Without Spects: With in Normal Limit
	Near Lt Eye:	N / 6	Far Lt Eye-	6 / 6	Color Vision: Normal
<b>Systemic Examination</b>					
<b>RS :</b> NAD		<b>CVS :</b> NAD		<b>GIT :</b> NAD	
<b>CNS :</b> NAD		<b>GUS :</b> NAD		<b>MS :</b> NAD	
<b>Pathological Examination</b>					
<b>Haemogram</b>			<b>BLOOD SUGAR RANDOM</b>		
<b>Parameter</b>	<b>Actual Value</b>	<b>Ref Range</b>	<b>Parameter</b>	<b>Actual Va</b>	<b>Ref Range</b>
Haemoglobin	17.3	M:14.0 to 18.0 gm/dl F:11.5 to 16.5 gm/dl	<b>BSL R</b>	79	(Mg%) Upto 140
R.B.C	5.73	4.5-6.5m/cmm	<b>PFT</b>		NORMAL
Total W.B.C	5,800	4000-11000/cmm			
Platelates	2.57	1.50 - 4.50Lakhs/cmm			
<b>Urine Examination</b>					
<b>Parameter</b>	<b>Result</b>		<b>Parameter</b>	<b>Result</b>	
Colour	Pale Yellow		Bile Salt	Absent	
Reaction	Acidic		Bile Pigment	Absent	
Appearance	Clear		RBCs	Absent	
Protein	Absent		Pus cells	4-5/hpf	
Glucose	Absent		Epithelial Cell	4-5/hpf	
Ketone	Absent		Crystals	Absent	
<b>AUDIOMETRY</b>					
<b>Left Ear :</b> Normal Study			<b>Right Ear :</b> Normal Study		
<b>ECG</b>					
<b>Remark :</b> - -					

डा. निलेश वि. थोरात

कारखाने अधिनियम १९४८ चा कसम १०(२) प्रमाणे

पुणे जिल्हाकरीत

अधिकृत प्रमाणक अत्याधिकृतक

क्रमांक: ACS24 NT/2012

दि. १६ फेब्रु. २०२२ पासून १५ फेब्रु. २०२४ बर्यंत



# APEX DIAGNOSTICS

Pathology Lab | Digital X-Ray | Sonography



REG NO. : 19042-1  
PATIENT NAME : Mr. GANESH SHINDE  
REF DOCTOR : SETCO SPINDLES INDIA PVT.LTD.

SEX : Male  
DATE : 13/04/2023  
AGE : 36-Year

## Haematology

TEST NAME	TEST RESULT	UNIT	REFERENCE RANGE
-----------	-------------	------	-----------------

### Complete Blood Count

Haemoglobin	17.3	gm/dl	14.0-18.0
Packed Cell Volume	<b>54.4</b>	%	40-54
R.B.C. Count	5.73	mil/cmm	4.5-6.5

### BLOOD INDICES

Mean Corpuscular Volume	94.94	cu micron	76-96
Mean Corpuscular Hemoglobin	30.19	picograms	27-32
Mean corpuscular Hb Con.	<b>31.80</b>	g/dl	32-36

### WHITE BLOOD CELLS

Total WBC Count	5800	/ cmm	4000-11000
-----------------	------	-------	------------

### DIFFERENTIAL COUNT

Neutrophils	61	%	40-75
Lymphocytes	34	%	20-45
Monocytes	03	%	2-10
Eosinophil	02	%	0-6
Basophils	00	%	0-1

### PLATELATE COUNT

Platelate count	2.57	lakh/cumm	1.50-4.5
-----------------	------	-----------	----------

### BLOOD PICTURE

RBC Morphology	Normocytic Normochromic
Malarial Parasites	Not detected
Platelets	Adequate

Dr. Sandhya Pallewad  
M.D. (Pathology)  
Reg. No. 2008/09/3242



# APEX DIAGNOSTICS

Pathology Lab | Digital X-Ray | Sonography



REG NO. : 19042-1  
PATIENT NAME : Mr. GANESH SHINDE  
REF DOCTOR : SETCO SPINDLES INDIA PVT.LTD.

SEX : Male  
DATE : 13/04/2023  
AGE : 36-Year

## Biochemistry

TEST NAME	TEST RESULT	UNIT	REFERENCE RANGE
<b><u>Blood Sugar (Random)</u></b>			
RESULTS	79	mg%	Upto-140
URINE SUGAR	Absent		Absent.-.

Dr. Sandhya Palleshwad  
M.D. (Pathology)  
Reg. No. 2008/09/3242



# APEX DIAGNOSTICS

Pathology Lab | Digital X-Ray | Sonography

REG NO. : 19042-1  
PATIENT NAME : Mr. GANESH SHINDE  
REF DOCTOR : SETCO SPINDLES INDIA PVT.LTD.



Sex : Male  
DATE : 13/04/2023

AGE : 36-Year

## Clinical Pathology URINE ANALYSIS REPORT

### Physical Examination

Quantity	20 ml
Colour	Pale Yellow
Appearance	Clear
Reaction (pH)	Acidic

### Chemical Examination

Proteins	Absent
Glucose	Absent
Acetone	Absent
Bile Salts	Absent
Bile Pigments	Absent
Urobilinogen	Normal

### Microscopic Examination

RBC	Absent	/hpf
PUS(WBC) Cells	4-5	/hpf
Epithelial Cells	4-5	/hpf
Casts	Absent	
Crystals	Absent	
Bacteria	Absent	
Parasite	Absent	
Yeast	Absent	

Dr. Sandhya Pallewad  
M.D. (Pathology)  
Reg. No. 2008/09/3242



# APEX DIAGNOSTICS

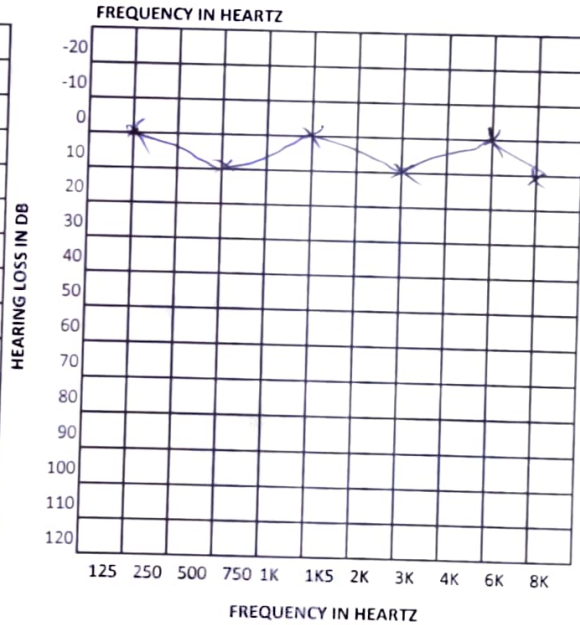
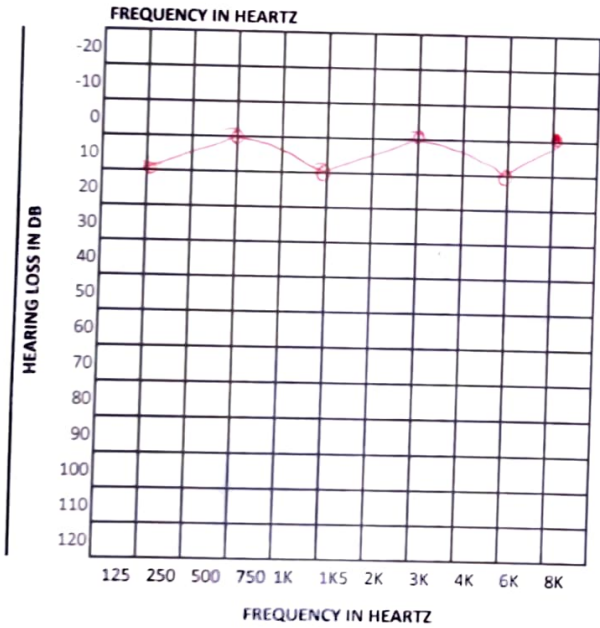
Pathology Lab | Digital X-Ray | Sonography



Doctor / Audiologist : DR.NILESH THORAT

Company Name : SETCO SPINDLES INDIA PVT.LTD.

## AUDIOGRAM



## SYMBOL TABLE

L	R	LM	RM	BL	BR	BLM	BRM
X	O	□	△	>	<	]	[

PATIENT Name : MR.GANESH SHINDE

AGE : 36 Yrs      DATE : 13/4/2023      SEX : MALE

REMARK - With In Normal Study



ST11 - MR . GANESH SHINDE

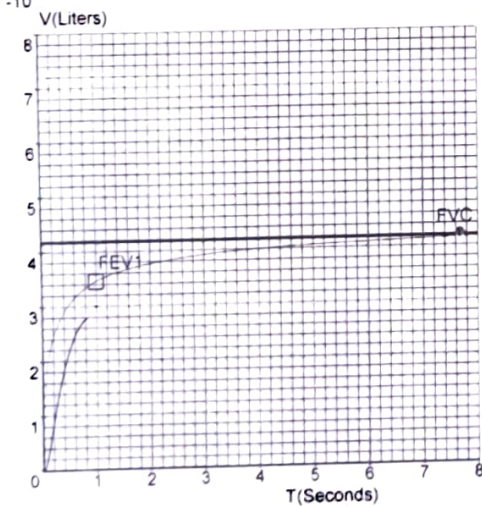
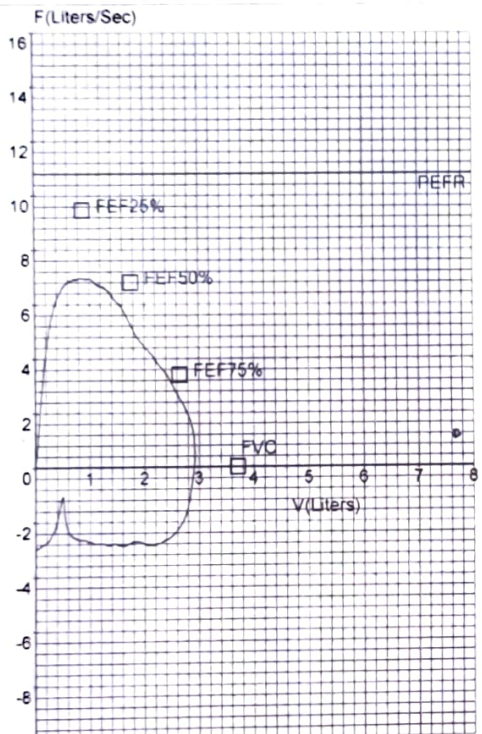
36 Years / Male / Ht 174 Cms / 72 Kgs / Non-Smoker

FVC TEST

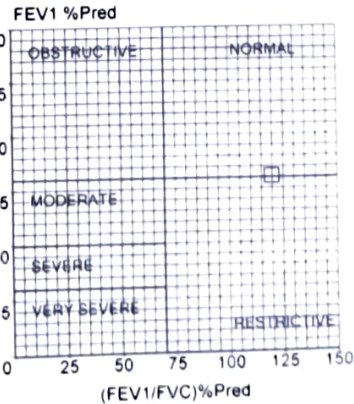
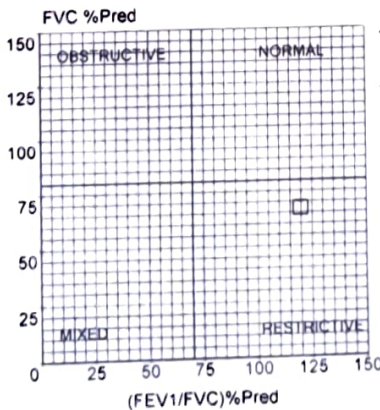
Date: 13-04-2023 (T1)

Pred Eqn : CLARITY Eth.Corr : 100 Temp : 0°C

Ref By : SETCO SPINDEL



Parameter	Pred	Pre	Pre%	Post	Post%	Imp%
FVC	[L] 3.71	2.49	67	--	--	--
FEV1	[L] 3.07	2.47	80	--	--	--
FEV.5	[L] --	2.25	--	--	--	--
FEV3	[L] 3.59	--	--	--	--	--
FEV6	[L] --	--	--	--	--	--
PEFR	[L/s] 9.27	5.97	64	--	--	--
FEF25-75	[L/s] 4.20	5.05	120	--	--	--
FEF75-85	[L/s] --	3.11	--	--	--	--
FEF.2-1.2	[L/s] 7.37	5.46	74	--	--	--
FEF25%	[L/s] 8.10	6.90	85	--	--	--
FEF50%	[L/s] 5.84	6.10	104	--	--	--
FEF75%	[L/s] 2.94	3.50	119	--	--	--
FEV.5/FVC	[%] --	90.22	--	--	--	--
FEV1/FVC	[%] 82.95	99.38	120	--	--	--
FEV3/FVC	[%] 97.00	--	--	--	--	--
FEV6/FVC	[%] --	--	--	--	--	--
FEV1/FEV6	[%] --	--	--	--	--	--
FET	[S] --	0.67	--	--	--	--
ExpiTime	[S] --	0.17	--	--	--	--
LungAge	[Y] 36.00	43.00	119	--	--	--
FIVC	[L] --	3.67	--	--	--	--
PIFR	[L/s] --	2.61	--	--	--	--
FIF25%	[L/s] --	6.75	--	--	--	--
FIF50%	[L/s] --	4.07	--	--	--	--
FIF75%	[L/s] --	-0.37	--	--	--	--
FIV.5	[L] --	0.92	--	--	--	--
FIV1	[L] --	2.05	--	--	--	--
FIV3	[L] --	--	--	--	--	--
FIV.5/FIVC	[%] --	25.15	--	--	--	--
FIV1/FIVC	[%] --	55.95	--	--	--	--
FIV3/FIVC	[%] --	--	--	--	--	--



- Pre Medication Report :

Early Small Airway Obstruction. Spirometry shows Mild Restriction as FVC% < 80 And FEV1/FVC% > 70

- Pre COPD Severity Report:

Pre Test within Normal range

- Doctor's Comments :