

**Machinomatic Engineers**

201-A , Neelkanth , 98, Marine Drive, Near Parsec Gymkhana, Mumbai 400002

**Balance Sheet as at March 31st, 2020**

Particulars	Sch	Mar-20	Mar-19
<b>I. EQUITY AND LIABILITIES</b>			
<b>(1) Shareholders' Funds</b>			
(a) Share Capital	1	(20,81,954)	(8,57,857)
(b) Reserves and Surplus	2	20,45,049	15,24,192
<b>(2) Current Liabilities</b>			
(a) Short-term borrowings	3	59,82,862	51,77,923
(b) Trade payables	4	12,08,180	14,75,426
(c) Other Current Liabilities	5	41,70,874	21,88,817
<b>Total</b>		<b>1,13,25,011</b>	<b>95,08,501</b>
<b>II. ASSETS</b>			
<b>(1) Non-current assets</b>			
(a) Property, plant and equipment	6	45,74,662	47,91,526
<b>(2) Current Assets</b>			
(a) Current Investments		-	-
(b) Inventories	7	34,94,224	18,51,698
(c) Trade Receivables	8	99,660	56,820
(d) Cash and Cash equivalents	9	14,27,863	2,80,630
(e) Short-term Loans and Advances	10	8,28,882	20,49,107
(f) Other Current Assets	11	8,99,720	4,78,720
<b>Total</b>		<b>1,13,25,011</b>	<b>95,08,501</b>

As per our Audit report of even date

**For Arun Todarwal & Associates LLP***Mala Todarwal***Mala Todarwal**

Partner

Firm Regn No: WI00291

Membership No.: 134571

Date: 21st October 2020

Place: Mumbai

**For M/S Machinomatic Engineers***Deepak Mansukhani***DK Mansukhani**

Proprietor

**For MACHINOMATIC ENGINEERS***Deepak Mansukhani***PROPRIETOR**

**Machinomatic Engineers**  
**Profit and Loss for the year ended 31st March 2020**

Particulars	Sch	Mar-20	Mar-19
<b>Revenue</b>			
Revenue from Operations (gross)	12	2,40,23,965	1,70,08,687
Other Income	13	89,78,940	1,16,98,936
<b>Total revenue</b>		<b>3,30,02,905</b>	<b>2,87,07,623</b>
<b>Expenses</b>			
Purchase of Traded Goods	14	1,89,32,428	1,26,85,886
(Increase) / Decrease in inventories of finished goods, work-in-progress and Stock-in-Trade	15	(16,42,526)	(8,99,232)
Employee Benefit Expenses	16	30,27,799	20,70,544
Operating Expenses	17	93,51,487	1,21,25,345
Finance Cost	18	4,33,339	4,12,672
Depreciation Expenses	19	8,55,329	7,88,215
<b>Total Expenses</b>		<b>3,09,57,856</b>	<b>2,71,83,431</b>
<b>Profit/ Loss Before Tax</b>		<b>20,45,049</b>	<b>15,24,192</b>
Tax expense:			
(1) Current tax		-	-
(2) Deferred tax		-	-
(3) Taxes of Earlier Years		-	-
<b>Profit/ (Loss) from the period from continuing operations</b>		<b>20,45,049</b>	<b>15,24,192</b>
<b>Profit/ (Loss) for the period</b>		<b>20,45,049</b>	<b>15,24,192</b>

As per our Audit report of even date  
For Arun Todarwal & Associates LLP

*Mala Todarwal*

Mala Todarwal  
Partner

Firm Regn No: W100291

Membership No.: 134571

Date: 21st October 2020


Place: Mumbai



For M/S Machinomatic Engineers

*Deepak Mansukhani*

DK Mansukhani  
Proprietor



For MACHINOMATIC ENGINEERS

*Deepak Mansukhani*

PROPRIETOR

Note 1	As at 31st March, 2020	As at 31st March, 2019
<b>Share Capital</b>		
Capital (Fixed)	5,300	5,300
Capital (Fluctuating)	(20,87,254)	(8,63,157)
<b>Total</b>	<b>-20,81,954</b>	<b>(8,57,857)</b>

**Note 2**

	As at 31st March, 2020	As at 31st March, 2019
<b>Reserves and Surplus</b>		
Profit for the current year	20,45,049	15,24,192
<b>Total</b>	<b>20,45,049</b>	<b>15,24,192</b>

**Note 3**

	As at 31st March, 2020	As at 31st March, 2019
<b>Short Term Borrowings</b>		
Loan From K D Mansukhan	5,40,000	5,40,000
Loan from Symach Engineers	23,31,996	9,38,708
Loans - Seb Cards	8,980	1,68,666
Loan For Eri System	7,00,000	7,00,000
Loan- Bajaj Finance	-	25,559
Loan- Hdfc -Car Loan	24,01,886	28,04,989
<b>Total</b>	<b>59,82,862</b>	<b>51,77,923</b>

**Note 4**

	As at 31st March, 2020	As at 31st March, 2019
<b>Trade Payables</b>		
Sundry Creditors	12,08,180	14,75,426
<b>Total</b>	<b>12,08,180</b>	<b>14,75,426</b>

**Note 5**

	As at 31st March, 2020	As at 31st March, 2019
<b>Other Current Liabilities</b>		
Outstanding Expense Liabilities	8,62,661	12,92,618
Amount payable to related party	12,80,100	-
Advances from Customers	19,05,813	-
GST Liability	1,22,300	8,96,199
<b>Total</b>	<b>41,70,874</b>	<b>21,88,817</b>

**Note 6**

	As at 31st March, 2020	As at 31st March, 2019
<b>Property, plant and equipment</b>		
Office Premises	8,89,954	9,88,837
Automobile	25,84,000	30,40,000
Office Equipments	3,87,139	3,21,070
Furniture	1,50,005	1,38,350
Computer	2,60,484	2,09,104
Testing Equipment	3,03,080	94,165
<b>Total</b>	<b>45,74,662</b>	<b>47,91,526</b>

For MACHINOMATIC ENGINEERS

Deepak Mansukhan  
PROPRIETOR



Note 7

Inventories	As at 31st March, 2020	As at 31st March, 2019
Closing Stock Of Materials	34,94,224	18,51,698
<b>Total</b>	<b>34,94,224</b>	<b>18,51,698</b>

Note 8

Trade Receivables	As at 31st March, 2020	As at 31st March, 2019
Sundry Debtors	99,660	56,820
<b>Total</b>	<b>99,660</b>	<b>56,820</b>

Note 9

Cash and cash equivalents	As at 31st March, 2020	As at 31st March, 2019
<b>Cash In Bank</b>		
-Bank Of Baroda	10,827	27,367
- Punjab National	2,99,321	1,47,730
<b>Cash In Hand</b>	<b>1,44,558</b>	<b>40,533</b>
<b>FD with Bank of Baroda</b>	<b>9,73,157</b>	<b>65,000</b>
<b>Total</b>	<b>14,27,863</b>	<b>2,80,630</b>

Note 10



Short term Loans and Advances	As at 31st March, 2020	As at 31st March, 2019
Advances To Staff	60,000	2,54,090
Tds Deducted	6,038	13,842
Advance For Eri System	3,00,000	3,00,000
Due from Others	15,288	5,775
Due from related party	-	14,07,400
Advances for Exhibition	1,32,000	-
Advances For Material	3,15,556	68,000
<b>Total</b>	<b>8,28,882</b>	<b>20,49,107</b>

Note 11

Other Current Assets	As at 31st March, 2020	As at 31st March, 2019
Deposit With Mtnl	3,000	3,000
Deposit With Reliance	2,000	2,000
Deposit With Vodafone	2,500	2,500
EMD Deposits - Tenders	3,87,220	3,65,220
Rental Deposits	5,05,000	1,06,000
<b>Total</b>	<b>8,99,720</b>	<b>4,78,720</b>

For MACHINOMATIC ENGINEERS

*Deepak Mansuri*  
PROPRIETOR



**Note 12**

Revenue From Operation	As at 31st March, 2020	As at 31st March, 2019
Sale of goods	2,40,23,965	1,70,08,687
<b>Total</b>	<b>2,40,23,965</b>	<b>1,70,08,687</b>

**Note 13**

Other Income	As at 31st March, 2020	As at 31st March, 2019
Commission income	87,60,394	1,03,33,377
Service Income	1,90,389	13,60,457
Bank Interest	28,157	5,102
<b>Total</b>	<b>89,78,940</b>	<b>1,16,98,936</b>

**Note 14**

Purchase of traded goods	As at 31st March, 2020	As at 31st March, 2019
Purchase of material		
Imported	1,58,50,558	1,05,65,255
Local	30,81,870	21,20,631
<b>Total</b>	<b>1,89,32,428</b>	<b>1,26,85,886</b>

**Note 15 (Increase) / Decrease in inventories of finished goods, work-in-progress and Stock-in-Trade**


	As at 31st March, 2020	As at 31st March, 2019
Opening stock	18,51,698	9,52,466
Less: Closing Stock	34,94,224	18,51,698
<b>Total</b>	<b>(16,42,526)</b>	<b>(8,99,232)</b>

**Note 16**

Employee Benefit Expenses		As at 31st March, 2019
Salaries/ Benefits To Staff	30,27,799	20,70,544
<b>Total</b>	<b>30,27,799</b>	<b>20,70,544</b>

For MACHINOMATIC ENGINEERS

Deepak Mansuri  
PROPRIETOR



Note 17

Operating Expenses	As at 31st March, 2020	As at 31st March, 2019
Travelling	16,86,302	33,84,078
Entertainment	3,68,242	4,64,199
Printing & Stationery	1,65,835	1,73,545
Electricity	1,58,370	1,51,380
Office Maintenance & Repairs	14,52,996	3,24,514
Office Expenses	7,70,694	6,16,066
Rent For Office & Warehouse	11,75,715	7,60,650
Professional Fees	17,87,207	26,67,361
Car Maintenance expenses	7,75,230	6,95,590
Insurance	71,362	70,772
Computer Maintenance	1,38,911	1,25,490
Legal Expenses		7,500
Telephone & Fax	3,57,971	3,90,613
Business Development	13,900	4,17,181
Clearing / Freight/ Packing	1,27,434	84,415
Membership	78,485	1,29,208
Publications	4,990	8,975
Packing Charges	70,610	69,015
Audit Expenses	50,000	3,500
Testing Expenses	31,990	10,250
Exhibition - Participation	-	4,51,576
Free Replacements To Customers	77,605	30,881
Gst On Commissions (net)	(1,03,346)	8,29,470
Bad Debts Written Off	-	39,847
Miscellaneous expenses	90,984	2,19,270
<b>TOTAL</b>	<b>93,51,487</b>	<b>1,21,25,345</b>

Note 18

Finance Cost	As at 31st March, 2020	As at 31st March, 2019
Bank Charges	1,23,076	72,979
Interest Expenses	1,07,186	64,566
Interest On Car Loan	2,03,077	2,75,127
<b>Total</b>	<b>4,33,339</b>	<b>4,12,672</b>

Note 19

Depreciation	As at 31st March, 2020	As at 31st March, 2019
Depreciation for the year	8,55,329	7,88,215
<b>Total</b>	<b>8,55,329</b>	<b>7,88,215</b>

For MACHINOMATIC ENGINEERS

*Deepak Mansurke*

PROPRIETOR

