


<b>INDIAN INCOME TAX RETURN ACKNOWLEDGEMENT</b>			Assessment Year 2023-24
[Where the data of the Return of Income in Form ITR-1(SAHAJ), ITR-2, ITR-3, ITR-4(SUGAM), ITR-5, ITR-6, ITR-7 filed and verified] (Please see Rule 12 of the Income-tax Rules, 1962)			
PAN	AABFF7399G		
Name	FUSION ENGINEERING		
Address	Plot No.48, VGN Summerdale Phase 2, Queen Street, Kovur , Chennai , 29-Tamil Nadu, 91-INDIA, 600128		
Status	Firm	Form Number	ITR-5
Filed u/s	139(1)-On or before due date	e-Filing Acknowledgement Number	318612991270923
Taxable Income and Tax Details	Current Year business loss, if any	1	0
	Total Income	2	57,38,310
	Book Profit under MAT, where applicable	3	0
	Adjusted Total Income under AMT, where applicable	4	57,38,310
	Net tax payable	5	17,90,353
	Interest and Fee Payable	6	25,230
	Total tax, interest and Fee payable	7	18,15,583
	Taxes Paid	8	18,22,874
	(+) Tax Payable /(-) Refundable (7-8)	9	(-) 7,290
Accreted Income and Tax Detail	Accreted Income as per section 115TD	10	0
	Additional Tax payable u/s 115TD	11	0
	Interest payable u/s 115TE	12	0
	Additional Tax and interest payable	13	0
	Tax and interest paid	14	0
		(+) Tax Payable /(-) Refundable (13-14)	15
This return has been digitally signed by <u>V KARTHIK</u> in the capacity of <u>Partner</u> having PAN <u>BXEPK0423P</u> from IP address <u>49.204.143.103</u> on <u>27-Sep-2023 16:35:43</u> DSC Si.No & Issuer <u>4771457</u> & <u>4889644991764356842CN=PantaSign Sub CA for DSC 2022,OU=Certifying Authority,O=Pantagon Sign Securities Pvt. Ltd.,C=IN</u>			
System Generated			
Barcode/QR Code	AABFF7399G053186129912709239270b1abfca563c2527aa90bda6294e6d6d2d10c		
<b>DO NOT SEND THIS ACKNOWLEDGEMENT TO CPC, BENGALURU</b>			

NAME	: FUSION ENGINEERING	STATUS	: FIRM
ADDRESS	: PLOT NO.48 QUEEN STREET, VGN SUMMERDALE PHASE 2, KOVUR, CHENNAI-600128	PAN	: AABFF7399G
		P.Y.	: 31.3.2023
		A.Y.	: 2023-2024
D.O.1.	: 01.03.2007	CIRCLE	: Non Corp WD 1(1), Chennai

**STATEMENT OF NET TOTAL INCOME**

	<u>Rs.</u>	<u>Rs.</u>
<b><u>INCOME FROM BUSINESS</u></b>		
Net Profit as per P&L A/c	57,08,133	
Add : Pooja Expenses	17,636	
GST Delay Filing Fee	13,260	
Partner Salary	24,00,000	
Depreciation as per Books	5,65,506	
	<u>29,96,402</u>	
		87,04,536
Less : Partner Salary	24,00,000	
Depreciation as per Income Tax Act	5,66,228	
	<u>29,66,228</u>	
		57,38,308
		<u>57,38,308</u>
		OR
	<b>NET TOTAL INCOME</b>	<b>57,38,310</b>

**INCOME TAX PARTICULARS**

Income Tax Payable	17,21,493
Add: Education Cess @ 4%	68,860
	<u>17,90,353</u>
Less : TDS & TCS	7,22,874
	<u>10,67,479</u>
Less : Advance Tax Paid	11,00,000
	<u>(32,521)</u>
Add : Interest 234 C	25,230
	<u>(7,291)</u>
	OR
Refund Due	<u>(7,290)</u>




*[Handwritten Signature]*

*[Handwritten Signature]*

Depreciation as per Income Tax Act

Asset	Rate	WDV as on 01-Apr-2022	Additions (put to use) up to 03-Oct-2022	Additions (put to use) after 03-Oct-2022	Deletions	Total Depreciation	WDV as on 31-Mar-2023
Furniture, fittings 10%	10%	40,511				40,511	36,460
Plant/ Machinery 15%: not covered under blocks, cars...	15%	33,11,434				33,11,434	28,14,719
Plant/ Machinery 30%: car (23-8-19 1-3-20), bus, lorry, taxi...	30%	1,78,114				1,78,114	1,24,680
Plant/ Machinery 40%: computer, IT saving devices...	40%	30,070				30,070	18,042
<b>Total</b>		<b>35,60,129</b>				<b>35,60,129</b>	<b>29,93,901</b>



*K. Srinivas*

*K. Srinivas*  
[ Signature ]

**M/s.FUSION ENGINEERING**  
**Plot No.48, Queen Street, VGN Summerdale Phase 2, Kovur, Chennai - 600128**  
**BALANCE SHEET AS AT 31/03/2023**

LYF	PARTICULARS	SCHEDULE		31.03.2023
	<b>LIABILITIES</b>		<b>Rs. Ps</b>	<b>Rs. Ps</b>
1,11,33,725	<b>PARTNERS CAPITAL ACCOUNT</b>	<b>A</b>		<b>1,45,32,225.10</b>
	<b>Loans</b>			
1,42,610	Kotak Mahindra Bank			15,71,482.19
18,28,630	Innova Car Loan			14,25,254.00
	<b>CURRENT LIABILITIES &amp; PROVISIONS</b>			
3,96,610	Other Liability	<b>B</b>	8,88,871.00	
2,61,10,177	Sundry Creditors	<b>C</b>	2,12,45,810.66	
				2,21,34,681.66
<b>3,96,11,751</b>		<b>TOTAL</b>		<b>3,96,63,642.95</b>
	<b>ASSETS :</b>			
49,84,066	Fixed Assets	<b>D</b>		44,18,559.99
	<b>CURRENT ASSETS, ADVANCES &amp; DEPOSITS:</b>			
93,59,096	Closing Stock		1,09,54,660.00	
1,86,02,951	Sundry Debtors	<b>E</b>	1,87,59,651.96	
23,88,725	Loans & Advances	<b>F</b>	22,79,874.00	
54,474	Cash in Hand		56,480.16	
42,22,439	Cash at Bank - with scheduled Bank-in Current a/c		31,94,416.84	
				3,52,45,082.96
<b>3,96,11,751</b>		<b>TOTAL</b>		<b>3,96,63,642.95</b>

VIDE OUR TAX AUDIT REPORT OF EVEN DATE  
For YEZDI & Co.,  
Chartered Accountants

*[Signature]*  
Partner

*[Signature]*  
Partner

*[Signature]*  
**S.Satishkumar**  
Proprietor  
M.No.20280

Place : Chennai  
Date : 27.09.2023



**M/s.FUSION ENGINEERING**

**Plot No.48, Queen Street, VGN Summerdale Phase 2, Kovur, Chennai - 600128**

**PROFIT & LOSS ACCOUNT FOR THE PERIOD ENDED 31/03/2023**

<b>L Y F</b>	<b>SCHEDULE</b>	<b>31.03.2023</b>
	<b>INCOME :</b>	<b>Rs. Ps</b>
10,78,64,378	Sales & Other Income	13,26,25,924.92
1,37,98,878	Service and Maintenance	1,77,25,142.80
35,989	Other Income	-
93,59,096	Closing Stock	1,09,54,660.00
<b>13,10,58,341</b>	<b>Total</b>	<b>16,13,05,727.72</b>
	<b>EXPENDITURE :</b>	
86,66,334	Opening Stock	93,59,096.00
9,14,84,701	Purchases	11,26,17,534.62
1,11,90,074	Direct Expenses	1,45,04,162.00
1,46,10,018	Administrative & Other Expenses	1,83,08,488.11
1,27,049	Financial Expenses	2,42,807.42
4,47,297	Depreciation	5,65,506.08
<b>12,65,25,473</b>		<b>15,55,97,594.23</b>
<b>45,32,868</b>	<b>Net Profit after Tax</b>	<b>57,08,133.49</b>

VIDE OUR TAX AUDIT REPORT OF EVEN DATE  
For YEZDI & Co.,  
Chartered Accountants



**S.Satishkumar**  
**Proprietor**  
**M.No.20280**

  
Partner


  
Partner

Place : Chennai  
Date : 27.09.2023




<b>SCHEDULES FORMING PART OF PROFIT &amp; LOSS ACCOUNT</b>	
<b>PARTICULARS</b>	<b>Rs.Ps</b>
<b>SCHEDULE - G</b>	
<b>DIRECT EXPENSES</b>	
Customs Duty	10,23,664.00
Labour & Wages	1,30,91,529.00
Freight & Transport	3,88,969.00
	<b>1,45,04,162.00</b>
<b>SCHEDULE - H</b>	
<b>ADMINISTRATIVE &amp; OTHER EXPENSES</b>	
Audit Fee	30,000.00
Business Promotion Expenses	16,251.00
Conveyance	7,01,400.00
Consultancy	1,12,500.00
Computer Maintenance	20,334.00
Electricity	32,169.89
Office Expenses	2,35,769.00
Salary & Bonus	1,07,19,745.00
Salary to Partners	24,00,000.00
Staffwelfare Expenses	21,56,681.00
Telephone	26,363.00
Rent	3,27,500.00
GST Delay Filing Fee	13,260.00
Postage & Courier	13,157.00
Insurance	1,16,130.00
Printing & stationery	1,16,236.00
Repairs & Maintenance	4,77,621.00
Travelling Expenses	7,23,369.22
Vehicle Maintenance	70,002.00
	<b>1,83,08,488.11</b>
<b>SCHEDULE - I</b>	
<b>FINANCIAL EXPENSES</b>	
Interest Paid Loans	1,82,406.00
Bank Charges	60,401.42
	<b>2,42,807.42</b>

*B. Srinivas*



**SCHEDULES FORMING PART OF BALANCE SHEET:**

<b>SCHEDULE - A</b>		
<b>PARTNERS CAPITAL ACCOUNT</b>	<b>Rs.ps</b>	<b>Rs.ps</b>
<b>1) V KARTHIK</b>		
By Opening Balance		52,96,021.37
By Rent		1,20,000.00
By Share of Profit - 50%		28,54,066.74
To Drawings /TDS/ TCS/Advance Tax	12,83,384.00	
To Closing Balance	69,86,704.11	
	<b>82,70,088.11</b>	<b>82,70,088.11</b>
<b>2) RADHAKRISHNAN</b>		
By Opening Balance		58,37,703.24
By Rent		1,20,000.00
By Share of Profit - 50%		28,54,066.74
To Drawings /TDS/ TCS/Advance Tax	12,66,249.00	
To Closing Balance	75,45,520.98	
	<b>88,11,769.98</b>	<b>88,11,769.98</b>
<b>SCHEDULE - B</b>		
<b>Current Liabilities</b>		
GST Payable		8,88,871.00
		<b>8,88,871.00</b>
<b>SCHEDULE - F</b>		
<b>Deposits ,Loans &amp; Advances</b>		<b>Rs.ps</b>
Salary Advance		2,08,000.00
Rent Advance		2,39,000.00
Telephone Deposits		10,000.00
TDS & TCS A.Y.2023-2024		7,22,874.00
Advance Tax A.Y 2023-2024		11,00,000.00
		<b>22,79,874.00</b>



<b>SCHEDULE - C</b>	<b>Rs.ps</b>
<b>Sundry Creditors</b>	
B.I. Enterprises	3,752.00
Elangovan Electrical Services	88,972.00
Graco India Private Limited	3,80,606.28
Indus Engineering	97,414.00
Industrial Engineering Consortium	30,167.00
Instamod Air Pipe Pvt. Ltd.	7,62,364.56
Instamod Air Pipe Pvt. Ltd. (Coimbatore)	20,34,550.00
Kaesar Compressor India Pvt Ltd	1,76,56,044.80
Pavens Tech	13,868.00
PR Pneumatics	66,651.70
Reliance Jio Infocomm Limited	3,522.60
Sabari Consultancy	16,000.00
SHABEEL MOTORS PRIVATE LIMITED	80,097.72
Yezdi & Co	11,800.00
	<b>2,12,45,810.66</b>

*Yezdi & Co*





<b>SCHEDULE - E</b>	<b>Rs.ps</b>
<b>Sundry Debtors</b>	
Agile Electric Subassembly Pvt Ltd-MMN	30,975.00
Aisan Auto Parts India Pvt Ltd	1,30,140.98
Amphenol Omniconnect India Pvt Ltd	2,18,357.00
Aptiv Componenets (I) Pvt Ltd	46,411.00
Aptiv Componenets (I) Pvt Ltd- Varanvasi	1,13,422.00
Asian Paints Ltd	20,178.06
Astrum Stamping Private Limited	1,46,222.00
Badve Engineering Ltd. (Unit - 4H)	74,003.00
Brembo Brake India Pvt Ltd	23,632.00
Butterfly Gandhimathi Appliacnes Ltd-Unit-V	16,339.00
Caparo Engineering India Limited	42,009.86
Carborundum Universal Ltd-MMN	15,451.00
Ceat Limited Chennai Plant	3,59,801.32
Cool Cosmetics Pvt Ltd	8,052.00
Daimler India Commercial Vehicles Pvt	58,962.00
Danieli India Ltd	37,601.00
Davinci Leather Private Ltd	23,600.00
Dhiraj Agro Pvt Ltd	54,280.70
Dimo Castings Pvt Ltd	1,41,726.00
Emerson Process Management Chennai Pvt Ltd	1,83,983.00
Faurecia Emmision Control Technologies India Pvt Ltd	1,13,297.76
FCC Clutch India Pvt Ltd	62,561.56
FIH India Developer Pvt Ltd	98,529.57
FIH India Developer Pvt Ltd-IGST	(98,622.22)
Flextronics Tech India Pvt Ltd (DTA Unit)	2,59,322.27
GKN Driveline (India) Ltd	2,01,979.24
Good Space Infrastructure Development LLP	3,23,475.00
Greatoo (India) Private Limited	42,541.72
GSH Utilities Services Private Limited	2,72,580.00
Gurit Wind Pvt. Ltd.	1,73,798.62
Hanchang India Pvt Ltd	1,36,810.00
Hanon Automotive Systems India Pvt Ltd	16,549.34
Hi-Lex India Pvt Ltd	28,802.00
HTL Ltd	54,811.66
Hyundai Steel Pipe India Pvt Ltd (ASPI)	1,98,705.70
Ibex Products Pvt Ltd-Plant-3	23,600.00
Igarashi Motors India Ltd., - B12	2,13,909.00
INDUS COFFEE PRIVATE LIMITED	19,057.00
Jamna Auto Industries Ltd	31,566.47
JB Enterprises	4,701.00
J K Tyre & Industires Ltd	1,06,261.00
Kaesar Compressor India Pvt Ltd -Debtors	36,64,014.35
KANNARASI ENGINEERING WORKS	4,604.00
Karmen International Pvt Ltd,Oragadam	91,789.00
Karmen International Pvt Ltd, Thirumazhisai	10,030.00
K K Nag Pvt Ltd	38,807.00
Komos Automotive India Pvt Ltd	16,373.78
KONE Elevator India Private Limited	47,790.00
Kosei Minda Aluminium Company Pvt Ltd	4,13,282.48
Kyowa Castec India Pvt Ltd	14,634.30
Madras Engineering Industries Pvt Ltd -MMN	1,67,974.80
Magod Laser Machining Pvt Ltd	95,272.00
Mahle Anand Filter Systems Pvt Ltd	87,810.00
MECELP Projects Private Limited	7,47,652.18
Micro Tech CNC Pvt Ltd	21,239.64
Mitra	10,620.00
Motherson Automotive Tech & Engg Unit-III	32,827.12
Motherson Automotive Technologies & Engineering	52,267.00
Motherson Automotive Technologies & Engineering-MMN	39,322.68
Motherson Sumi Electric Wire - Unit P 01	19,947.00
MS Global India Automotive Pvt Ltd	24,668.28
Nakkheeran Publications	55,028.00



*Yezdi & Co.*

Necco Tools Pvt Ltd-MMN	30,003.00
Nemak Aluminium Castings India Pvt Ltd	2,71,401.84
Nifco South India Manufacturing Pvt Ltd	83,581.08
Noble Tech Industries Ltd	81,419.00
Puncha Ratna Fastners Pvt Ltd	79,513.40
Rama Krishna Packaging Pvt. Ltd.	6,946.00
Rane (Madras) Limited - Pondicherry	26,938.00
Rane (Madras) Ltd	1,95,873.23
Rico Auto Industries Ltd	1,37,905.00
Royal Enfield(A Unit of Eicher Motor Ltd)	3,22,039.54
Royal Enfield, Tech Center(Sholinganallur)	70,358.28
Saint Gobain India Pvt Ltd	32,390.54
Saint Gobain India Pvt Ltd - Float Division	84,532.40
Salcomp Technologies India Pvt. Ltd.	1,61,399.00
Samsung India Electronics Pvt Ltd.,	38,23,604.72
Sangsin Brake India Pvt Ltd	15,636.12
SFC Solutions India (Fluid) Pvt. Ltd.	23,114.00
SFC Solutions India (Sealing) Pvt. Ltd.	55,665.90
SMR Automotive Systems India Limited	9,595.00
Sri Andal Pet	75,583.00
Sri Panjalai Modern Rice Mill	2,59,705.00
Stellar Plastics (India) Pvt Ltd	25,960.00
Sundaram Clayton Ltd, Oragadam	7,48,355.32
Sundaram Hydraulics Limited	29,284.36
Sun Pharmaceutical Industries Ltd	12,813.00
Surin Automotive Pvt Ltd	1,01,962.96
Susheel G Packaging Industries	25,960.00
Tenneco Clean Air India Pvt. Ltd.	12,595.94
Tractors and Farm Equipment Ltd -Gear Division	9,412.00
Tractors and Farm Equipments Ltd = EPD	18,257.00
Ucal Fuel System Ltd- Plant 1	12,035.00
UNO MINDA LIMITED	(25,000.00)
venu ENGINEERING SERVICES PVT LTD-PILLAIPAKKAM	42,480.00
Victoria Auto Pvt Ltd	7,758.65
Vignesh Polymers India Private Limited	26,636.00
Vignesh Polymers India Private Ltd	3,00,673.64
Vignesh Polymers India Pvt Limited	74,135.00
Vignesh Polymers India Pvt Ltd	74,298.00
Vital Paper Products Pvt Ltd	21,240.00
Wheels India Ltd - SPDR	1,59,136.82
Winwind Power Energy Pvt Ltd	13,46,875.00
Yamaha Motor Electronics India Pvt Ltd	1,60,507.00
Yorozu JBM Automotive TN Pvt Ltd	(60,600.00)
ZF Rane Automotive India Pvt Limited	44,226.00
ZIP Industries Ltd	58,109.00
	<b>1,87,59,651.96</b>

*B. Srinivas*

