

SHREEJI ENTERPRISES

PROP. SHRI SANJAY BABURAO CHAVAN

Plot No. 249/250, Shriom Building, New ST Colony, Meenatai Thakare Nagar,
N-2, CIDCO, Aurangabad.**BALANCE SHEET AS AT 31st MARCH 2023**


(AMOUNT IN ₹)

| PARTICULARS | SCHEDULE | 31st MAR. 2023 | 31st MAR. 2022 |
|--|----------|-----------------------|-----------------------|
| I. CAPITAL AND LIABILITIES | | | |
| <u>CAPITAL ACCOUNT</u> | | | |
| CAPITAL ACCOUNT | 1 | 4,71,64,846.53 | 4,50,34,133.15 |
| <u>LOAN FUNDS</u> | | | |
| SECURED LOANS | 2 | 86,26,142.06 | 71,29,814.83 |
| UNSECURED LOANS | 3 | 13,30,000.00 | 11,80,000.00 |
| <u>CURRENT LIABILITIES</u> | | | |
| SUNDRY CREDITORS | 4 | 1,50,651.00 | 2,21,996.00 |
| SHORT-TERM PROVISIONS | 5 | 53,37,114.37 | 68,22,837.62 |
| TOTAL | | 6,26,08,753.96 | 6,03,88,781.60 |
| II. ASSETS | | | |
| <u>FIXED ASSETS</u> | | | |
| TANGIBLE ASSETS | 6 | 18,02,479.03 | 18,97,578.69 |
| CAPITAL WORK-IN-PROGRESS | | - | - |
| <u>INVESTMENTS</u> | | | |
| NON CURRENT INVESTMENTS | 7 | 4,74,13,950.97 | 4,61,62,395.63 |
| <u>CURRENT ASSETS, LOANS & ADVANCES</u> | | | |
| CASH & BANK BALANCES | 8 | 5,89,778.41 | 2,92,628.47 |
| SUNDRY DEPOSITS & OTHER ASSETS | 9 | 16,03,448.00 | 17,72,317.56 |
| INVENTORY | 10 | 28,860.00 | 24,640.00 |
| SUNDRY DEBTORS | 11 | 1,11,70,237.55 | 1,02,39,221.25 |
| TOTAL | | 6,26,08,753.96 | 6,03,88,781.60 |

SUBJECT TO MY SEPARATE AUDIT REPORT OF EVEN DATE.

FOR K. D. KABRA & ASSOCIATES
CHARTERED ACCOUNTANTS
FRN : 135081W

For M/s. SHREEJI ENTERPRISES


KAPIL D. KABRA
PROPRIETOR
M. NO : 150767SANJAY B. CHAVAN
PROPRIETORDATE : 01.09.2023
PLACE : AURANGABAD


SHREEJI ENTERPRISES
PROP. SHRI SANJAY BABURAO CHAVAN
 Plot No. 249/250, Shriom Building, New ST Colony, Meenatai Thakare Nagar,
 N-2, CIDCO, Aurangabad.

CAPITAL ACCOUNT
 FOR THE YEAR ENDING ON 31st MARCH, 2023

| PARTICULARS | AMOUNTS (₹) | PARTICULARS | AMOUNTS (₹) |
|-----------------------------|-----------------------|----------------------------------|-----------------------|
| TO DRAWINGS | 6,48,668.72 | BY CAPITAL B/D. | 4,50,34,133.15 |
| TO INCOME TAX (AY_ 2022-23) | 8,51,350.00 | BY AGRICULTURE INCOME | 18,360.00 |
| TO INTEREST ON HOUSING LOAN | 4,12,203.97 | BY SHARE IN PROFIT - PARTNERSHIP | |
| TO LIFE INSURANCE PAID | 44,153.00 | M/s. SIDDHI VINAYAK ENTERPRISES | 6,51,914.68 |
| TO MEDICLAIM POLICY PAID | 54,348.00 | M/s. OMKAR INDUSTRIES | 55,577.46 |
| TO LOSS ON SALES OF SHARES | | BY RENT RECEIVED | 5,32,108.00 |
| SHORT TERM CAPITAL LOSS | 74.47 | BY PROFIT ON SALE OF MUTUAL FUND | |
| TO LOSS ON SALES OF F & O | | LONG TERM CAPITAL GAIN | 20,391.96 |
| SHORT TERM CAPITAL LOSS | 1,06,248.64 | SHORT TERM CAPITAL GAIN | 81,508.00 |
| TO PROPERTY TAX PAID | 69,780.00 | BY PROFIT ON SALE OF SHARES | |
| | | SHORT TERM CAPITAL GAIN | 1,194.95 |
| | | BY INTEREST INCOME | |
| | | FIXED DEPOSIT | 98,376.00 |
| | | RECURRING DEPOSIT | 71,000.00 |
| | | SAVING ACCOUNT | 10,264.00 |
| | | INCOME TAX REFUND | 11,115.00 |
| | | BY DIVIDEND RECEIVED | 6,578.50 |
| TO BALANCE C/F. | 4,71,64,846.53 | BY NET PROFIT TRANSFERRED FROM | 27,59,151.63 |
| | | PROFIT & LOSS ACCOUNT | |
| | 4,93,51,673.33 | | 4,93,51,673.33 |

For M/s. SHREEJI ENTERPRISES




SANJAY B. CHAVAN
 PROPRIETOR

SHREEJI ENTERPRISES

PROP. SHRI SANJAY BABURAO CHAVAN

Plot No. 249/250, Shriom Building, New ST Colony, Meenatai Thakare Nagar,
N-2, CIDCO, Aurangabad.

SCHEDULES ANNEXED TO AND FORMING PART OF PROFIT & LOSS ACCOUNT AND BALANCE SHEET AS AT 31ST MARCH 2023

| SCHEDULE | 31st MARCH 2023 | 31st MARCH 2022 |
|---------------------------------------|---------------------|---------------------|
| SCHEDULE 2. | AMOUNT (₹) | AMOUNT (₹) |
| SECURED LOANS | | |
| SBI HOUSING LOAN | 12,61,204.78 | 14,52,219.66 |
| SBI HOUSING LOAN - TOP UP LOAN | - | 16,15,012.55 |
| SBI HOUSING LOAN - SBI SURKSHA POLICY | 55,953.09 | 74,257.01 |
| SBI CAR LOAN | - | 8,44,730.15 |
| SBI HOUSING LOAN - TOP UP LOAN - 1054 | 42,71,743.32 | - |
| SARASWAT CO-OP BANK- BUSINESS LOAN | 4,68,000.00 | - |
| SARASWAT CO-OP BANK-666 | 25,69,240.87 | 31,43,595.46 |
| TOTAL | 86,26,142.06 | 71,29,814.83 |

| SCHEDULE 3. | AMOUNT (₹) | AMOUNT (₹) |
|------------------------|---------------------|---------------------|
| UNSECURED LOANS | | |
| Mr. MOHANRAO S. INGOLE | 13,30,000.00 | 11,80,000.00 |
| TOTAL | 13,30,000.00 | 11,80,000.00 |

| SCHEDULE 4 | AMOUNT (₹) | AMOUNT (₹) |
|--------------------------------|--------------------|--------------------|
| SUNDRY CREDITORS | | |
| SUNDRY CREDITORS (AS PER LIST) | 1,50,651.00 | 2,21,996.00 |
| TOTAL | 1,50,651.00 | 2,21,996.00 |



For SHREEJI ENTERPRISES

Proprietor


SHREEJI ENTERPRISES

PROP. SHRI SANJAY BABURAO CHAVAN

Plot No. 249/250, Shriom Building, New ST Colony, Meenatai Thakare Nagar,
N-2, CIDCO, Aurangabad.

SCHEDULES ANNEXED TO AND FORMING PART OF PROFIT & LOSS ACCOUNT AND BALANCE SHEET AS AT 31st MARCH 2023

| SCHEDULES | 31st MARCH 2023 | 31st MARCH 2022 |
|---|-----------------------|-----------------------|
| SCHEDULE 5 | AMOUNT (₹) | AMOUNT (₹) |
| SHORT-TERM PROVISIONS | | |
| PF PAYABLE | 5,19,234.00 | 6,41,952.00 |
| ESIC PAYABLE | 1,37,997.00 | 1,75,134.00 |
| GST PAYABLE | 16,16,622.00 | 14,30,225.84 |
| AUDIT FEES PAYABLE | 30,000.00 | 72,000.00 |
| PROFESSIONAL TAX PAYABLE | 40,425.00 | 53,500.00 |
| SALARY & WAGES PAYABLE | 29,06,836.37 | 44,42,025.78 |
| T D S PAYABLE | 14,000.00 | 8,000.00 |
| CONSULTANCY CHARGES PAYABLE | 72,000.00 | - |
| TOTAL | 53,37,114.37 | 68,22,837.62 |
| SCHEDULE 7 | AMOUNT (₹) | AMOUNT (₹) |
| INVESTMENT | | |
| BANK FDR, MUTUAL FUNDS & SHARES (AS PER LIST) | 80,03,996.06 | 74,42,739.08 |
| IMMOVABLE PROPERTIES (AS PER LIST) | 2,78,47,787.29 | 2,76,97,841.29 |
| INSURANCE PREMIUM PAID (AS PER LIST) | 77,00,220.95 | 67,87,454.40 |
| INVESTMENT IN PARTNERSHIP FIRMS (AS PER LIST) | 33,91,604.08 | 39,22,111.94 |
| SHARES INVESTMENTS | 2,63,290.37 | 1,05,196.70 |
| INVESTMENT IN GOLD ORNAMENTS | 2,07,052.22 | 2,07,052.22 |
| TOTAL | 4,74,13,950.97 | 4,61,62,395.63 |
| SCHEDULE 8. | AMOUNT (₹) | AMOUNT (₹) |
| CASH IN HAND AND WITH BANK | | |
| CASH IN HAND | 2,91,204.00 | 76,702.00 |
| ADCC SB BANK - 15107 | 44,745.26 | 43,480.40 |
| SARASWAT BANK - 8786 | 94,260.03 | 8,957.06 |
| SHRI VYANKATESH MULTI CO.-OP. BANK LTD. | 10,816.00 | 3,748.00 |
| SARASWAT BANK - 10599 | 95,207.73 | 91,684.18 |
| STATE BANK OF INDIA (SAVING) | 38,650.87 | 49,987.31 |
| STATE BANK OF INDIA 6030 | 14,894.52 | 18,069.52 |
| TOTAL | 5,89,778.41 | 2,92,628.47 |



For SHREEJI ENTERPRISES

Sanjay

Proprietor

SHREEJI ENTERPRISES

PROP. SHRI SANJAY BABURAO CHAVAN

Plot No. 249/250, Shriom Building, New ST Colony, Meenatai Thakare Nagar,
N-2, CIDCO, Aurangabad.SCHEDULES ANNEXED TO AND FORMING PART OF PROFIT & LOSS ACCOUNT
AND BALANCE SHEET AS AT 31ST MARCH 2023**SCHEDULE 6.****FIXED ASSETS AND DEPRECIATION**

| PARTICULARS | % OF DEPRE. | W.D.V. As On 01.04.2022 | ADDITION IN 2022-2023 | | TOTAL AS ON 31.03.2023 | DEPRECIATION | | AMOUNT IN ₹ | |
|----------------------|-------------|-------------------------|-----------------------|------------------|------------------------|--------------------|------------------|--------------------|-------------------------|
| | | | BEFORE 01.10.2022 | AFTER 30.09.2022 | | BEFORE 01.10.2022 | AFTER 30.09.2022 | TOTAL 31.03.2023 | W.D.V. AS ON 31.03.2023 |
| | | | PLANT & MACHINERY | 15% | | 1,67,367.00 | - | - | 1,67,367.00 |
| VEHICLE - MANZA | 15% | 9,70,316.00 | - | - | 9,70,316.00 | 1,45,547.00 | - | 1,45,547.00 | 8,24,769.00 |
| VEHICLE - SCORPIO | 15% | 6,765.00 | - | - | 6,765.00 | 1,015.00 | - | 1,015.00 | 5,750.00 |
| TWO WHEELER - BULLET | 15% | 1,25,578.36 | - | - | 1,25,578.36 | 18,837.00 | - | 18,837.00 | 1,06,741.36 |
| HONDA ACTIVA | 15% | 37,199.00 | - | - | 37,199.00 | 5,580.00 | - | 5,580.00 | 31,619.00 |
| OFFICE EQUIPMENTS | 15% | 5,170.75 | - | - | 5,170.75 | 776.00 | - | 776.00 | 4,394.75 |
| FURNITURE & FIXTURE | 10% | 5,29,681.83 | 26,000.00 | - | 5,55,681.83 | 55,568.00 | - | 55,568.00 | 5,00,113.83 |
| MOTOR CYCLE | 15% | 55,474.75 | - | - | 55,474.75 | 8,321.00 | - | 8,321.00 | 47,153.75 |
| TWO WHEELER - EV | 15% | - | - | 90,517.00 | 90,517.00 | - | 6,789.00 | 6,789.00 | 83,728.00 |
| COMPUTER EQUIPMENT | 40% | 26.00 | 93,220.34 | - | 93,246.34 | 37,299.00 | - | 37,299.00 | 55,947.34 |
| TOTAL | | 18,97,578.69 | 1,19,220.34 | 90,517.00 | 21,07,316.03 | 2,98,048.00 | 6,789.00 | 3,04,837.00 | 18,02,479.03 |



For SHREEJI ENTERPRISES

Proprietor

SHREEJI ENTERPRISES

PROP. SHRI SANJAY BABURAO CHAVAN

Plot No. 249/250, Shriom Building, New ST Colony, Meenatai Thakare Nagar,
N-2, CIDCO, Aurangabad.


SCHEDULES ANNEXED TO AND FORMING PART OF PROFIT & LOSS ACCOUNT AND BALANCE SHEET AS AT 31st MARCH 2023

| SCHEDULES | 31st MARCH 2023 | 31st MARCH 2022 |
|---|---------------------|---------------------|
| SCHEDULE 9. | AMOUNT (₹) | AMOUNT (₹) |
| SUNDRY DEPOSITS & OTHER ASSETS | | |
| TAX DEDUCTED AT SOURCE | 5,87,083.00 | 6,98,355.00 |
| INCOME TAX REFUNDABLE AY 2021-22 | - | 1,66,450.00 |
| ADVANCE TAX | 3,00,000.00 | 4,25,000.00 |
| PREPAID INSURANCE | 6,782.00 | 5,127.56 |
| SECURITY DEPOSIT | 8,000.00 | 8,000.00 |
| SECURITY DEPOSIT UNDER CONT. LABOUR ACT | 1,48,000.00 | 1,48,000.00 |
| MRS. SANGITA B. CHAVAN | 1,16,483.00 | 2,00,000.00 |
| PARAG DESHMUKH | 50,000.00 | 50,000.00 |
| SHRINIVAS CHAVAN | 3,57,900.00 | 50,000.00 |
| ADVANCE TO STAFF & WAGES | 29,200.00 | 21,385.00 |
| TOTAL | 16,03,448.00 | 17,72,317.56 |

| | | |
|---------------------|-------------------|-------------------|
| SCHEDULE 10. | AMOUNT (₹) | AMOUNT (₹) |
| INVENTORIES | | |
| CONSUMABLES | 28,860.00 | 24,640.00 |
| TOTAL | 28,860.00 | 24,640.00 |

| | | |
|------------------------------|-----------------------|-----------------------|
| SCHEDULE 11. | AMOUNT (₹) | AMOUNT (₹) |
| SUNDRY DEBTORS | | |
| SUNDRY DEBTORS (AS PER LIST) | 1,11,70,237.55 | 1,02,39,221.25 |
| TOTAL | 1,11,70,237.55 | 1,02,39,221.25 |

| | | |
|---------------------------------------|-----------------------|-----------------------|
| SCHEDULE 12. | AMOUNT (₹) | AMOUNT (₹) |
| SALES & CONVERSION CHARGES | | |
| LABOUR CHARGES | 7,10,49,994.33 | 8,49,79,877.34 |
| TOTAL | 7,10,49,994.33 | 8,49,79,877.34 |



For SHREEJI ENTERPRISES

Sanjay

Proprietor