

Shree Ganesh Accident Hospital

Near Shahid Bhagat Singh High School, Maharana Pratap Chowk, Bajaj Nagar, MIDC, Waluj,

Aurangabad. Mob.: +91 830 820 9154.

Dr MANGESH M. KAGNE

MBBS, D. Ortho, AFIH

Consultant Orthopedic Surgeon

Reg No. 2005/05/2682

Name of Employee	MR. PRAVIN HARISHCHANDRA MEHADIYA	Date Of Exam	13/04/2024
Age/Sex	41 Year / Male	Department	
Aadhar Card No.	5484 1014 4006		



Occupational & Personal History

General Examination

Weight	Height	BMI	B.P	Pulse	SpO2	Temperature
69 kg	168 cm	23.03	120 / 70	85/ MIN	99%	36.3C

1. Family History :

Asthma -NO, Cancer -NO, Diabetes -NO, Heart Disease -NO

2. Personal History :

Any Accident -NO, Any Surgery -NO, Diabetes -NO, Hypertension -NO, Any T/t going on - NO, H/O Epilepsy- NO

3. Eye Examination

Near Vision :	Rt- N6, Lt-N6.
Distant Vision :	Rt-6/6, Lt-6/6
Color Vision :	NORAML
Any Other Defect :	NAD

4. Ear, Nose & Throat Examination :

NAD

5. Respiratory System :

NAD

6. Cardiovascular System :

NAD

7. Abdomen :

NAD

8. Urogenital System :


NAD

Other Systems :

NAD

Investigations :

Remarks : FIT FOR EMPLOYMENT, NOT SUFFERING FROM SYMPTOMS OF COVID 19.


Dr. MANGESH M. KAGNE
Sign. Of Medical Examiner
M.B.B.S., D. Ortho., AFIH
Consultant Orthopaedic Surgeon
Reg. No. 2005/05/2682


Signature of Employee

Shree Ganesh Accident Hospital

Near Shahid Bhagat Singh High School, Maharana Pratap Chowk, Bajaj Nagar, MIDC, Waluj,
Aurangabad. Mob.: +91 830 820 9154.

Dr MANGESH M. KAGNE

MBBS, D. Ortho, AFIH

Consultant Orthopedic Surgeon

Reg No. 2005/05/2682

Name of Employee	MR. BALU ASHOK RABADE	Date Of Exam	13/04/2024
Age/Sex	38 Year / Male	Department	
Aadhar Card No.	6401 3015 2195		



Occupational & Personal History

General Examination

Weight	Height	BMI	B.P	Pulse	SpO2	Temperature
77 kg	172 cm	24.68	132 / 80	90/MIN	99%	36.3C

1. Family History :

Asthma -NO, Cancer -NO, Diabetes -NO, Heart Disease -NO

2. Personal History :

Any Accident -NO, Any Surgery -NO, Diabetes -NO, Hypertension -NO, Any T/t going on - NO, H/O Epilepsy- NO

3. Eye Examination

Near Vision :	Rt- N6, Lt-N6.
Distant Vision :	Rt-6/6, Lt-6/6
Color Vision :	NORAML
Any Other Defect :	NAD

4. Ear, Nose & Throat Examination :

NAD

5. Respiratory System :

NAD

6. Cardiovascular System :

NAD

7. Abdomen :

NAD

8. Urogenital System :


NAD


Other Systems :

NAD

Investigations :

Remarks : FIT FOR EMPLOYMENT, NOT SUFFERING FROM SYMPTOMS OF COVID 19.


Sign. Of Medical Examiner
Dr. MANGESH M. KAGNE
M.B.B.S., D. Ortho., AFIH
Consultant Orthopaedic Surgeon
Reg. No. 2005/05/2682


Signature of Employee

Shree Ganesh Accident Hospital

Dr. CO

Near Shahid Bhagat Singh High School, Maharana Pratap Chowk, Bajaj Nagar, MIDC, Waluj,
Aurangabad. Mob.: +91 830 820 9154.

Dr MANGESH M. KAGNE

MBBS,D. Ortho, AFIH

Consultant Orthopedic Surgeon

Reg No. 2005/05/2682

Name of Employee	MR. RAJESH VARMA	Date Of Exam	13/04/2024
Age/Sex	34 Year / Male	Department	
Aadhar Card No.	7215 9149 9564		



Occupational & Personal History

General Examination

Weight	Height	BMI	B.P	Pulse	SpO2	Temperature
70 kg	164 cm	26.03	130 / 90	82MIN	99%	36.5 C

1. Family History :

Asthama -NO, Cancer -NO, Diabetes -NO, Heart Disease -NO

2. Personal History :

Any Accident -NO, Any Surgery -NO, Any T/t going on - NO, Diabetes -NO, H/O Epilepsy- NO, Hypertension -NO

3. Eye Examination

Near Vision :	Rt- N6, Lt-N6.
Distant Vision :	Rt-6/6, Lt-6/6
Color Vision :	NORAML
Any Other Defect :	NAD

4. Ear, Nose & Throat Examination :

NAD

5. Respiratory System :

NAD

6. Cardiovascular System :

7. Abdomen :

NAD

8. Urogenital System :

NAD

Other Systems :

NAD

Investigations :

Remarks : FIT FOR HEIGHT WORK., NOT SUFFERING FROM SYMPTOMS OF COVID 19.


Dr. MANGESH M. KAGNE
M.B.B.S., D. Ortho., AFIH
Consultant Orthopaedic Surgeon
Reg. No. 2005/05/2682

Signature of Employee





MEDICLUE
Diagnostics

The Pathology Care

Dr. Sheetal Mahajan Dhule
M.B.B.S, MD Pathology
(Consultant Pathologist)
Reg. No. 2010/04/0898
Mob.: 9284720206

Dr. Pooja Karad Kagne
M.B.B.S, DPG
(Consultant Pathologist)
Reg. No. 2012/08/2451
Mob.: 9604243011

Kagne Nivas A-23 Opp Synergy Hosp. Near Kamgar Chowk N-4 CIDCO Aurangabad

Patient ID : 130424002
Patient Name : Mr. Rajesh Varma
Age : 34 Yrs Gender : Male
Ref. By Doctor : SHREE GANESH HOSPITAL
Client Name :
Registration Time : 13-Apr-2024 10:38 AM
Collection Time : 13-Apr-2024 10:38 AM
Report Print Time : 13-Apr-2024 10:50 AM
Sample No 

Hightwork

Test Name	Result	Unit	Bio.Ref.Range
COMPLETE BLOOD COUNT (CBC)			
Hemoglobin Photometry	13.0	gm/dl	13.0-17.0
Packed Cell Volume (HCT) Calculated	41.2	%	40-50
R.B.C. Count Electrical Impedence	5.16	mill/cmm	4.5 - 5.5
Mean Cell Volume(MCV) Calculated	79.8	fl	83-101
Mean Cell Hemoglobin(MCH) Calculated	25.2	pg	27-33
Mean Cell Hb Conc(MCHC) Calculated	31.6	%	32 -38
RDW (CV)	12.3	%	11.60-14
Total WBC Count Flow Cytometry	8,500	cells/cumm	4000-11000
Differential % WBCs count			
Neutrophils FCM/ Microscopy	54	%	50-70
Lymphocytes FCM/ Microscopy	36	%	20 -40
Eosinophils FCM/ Microscopy	04	%	1-6
Monocytes FCM/ Microscopy	06	%	0 -10
Platelet Count Electrical Impedence	2,56,000	cells/cumm	150000-450000

END OF REPORT

Scan to Validate



Page 1 of 3




Dr. Pooja Kagne
Consultanat Pathologist

Free Home Collection Facility Available

Lab Timing
6.00am to 11.00 pm
24 Hours Emergency Services



Patient ID : 130424002
 Patient Name : Mr. Rajesh Varma
 Age : 34 Yrs Gender : Male
 Ref. By Doctor : SHREE GANESH HOSPITAL
 Client Name :
 Registration Time : 13-Apr-2024 10:38 AM
 Collection Time : 13-Apr-2024 10:38 AM
 Report Print Time : 13-Apr-2024 10:50 AM
 Sample No. 

Hightwork

Test Name	Result	Unit	Bio.Ref.Range
Random Blood Sugar GOD-POD	115.0	mg/dL	70 - 140

----- END OF REPORT -----

Scan to Validate



Page 2 of 3



Dr. Pooja Kagne
Consultanat Pathologist

Free Home Collection Facility Available

Lab Timing
6.00am to 11.00 pm
24 Hours Emergency Services




MEDICLUE
Diagnostics

The Pathology Care

Dr. Sheetal Mahajan Dhule
M.B.B.S, MD Pathology
(Consultant Pathologist)
Reg. No. 2010/04/0898
Mob.: 9284720206

Dr. Pooja Karad Kagne
M.B.B.S, DPB
(Consultant Pathologist)
Reg. No. 2012/08/2451
Mob.: 9604243011

Kagne Nivas A-23 Opp. Synergy Hosp., Near Kamgar Chowk, N-4 CIDCO Aurangabad

Patient ID : 130424002
Patient Name : Mr. Rajesh Varma
Age : 34 Yrs Gender : Male
Ref. By Doctor : SHREE GANESH HOSPITAL
Client Name :
Registration Time : 13-Apr-2024 10:38 AM
Collection Time : 13-Apr-2024 10:38 AM
Report Print Time : 13-Apr-2024 10:50 AM
Sample No 

Hightwork

Test Name	Result	Unit	Bio.Ref.Range
URINE ROUTINE			
Physical Examination			
Colour	Pale Yellow		Pale Yellow
Transparency (Appearance)	Clear		Clear
Reaction(pH)	Alkaline(7.5)		Acidic
Chemical Examination			
Urine Protein (Albumin) Sulpho test/ dipstick	Nil		Absent
Urine Glucose (Sugar)	Nil		Absent
Microscopic Examination			
W.B.C. (Pus Cells) Microscopy	1-2	/ HPF	
Epithelial cells Microscopy	Occasional	/ HPF	
Note:	Microscopic examination of urine is carried out on centrifuged urinary sediment.		

----- END OF REPORT -----

Scan to Validate



Page 3 of 3



Dr. Pooja Kagne
Consultant Pathologist

Free Home Collection Facility Available

Lab Timing
8.00am to 11.00 pm
24 Hours Emergency Services

H.W.

Shree Ganesh Accident Hospital

Near Shahid Bhagat Singh High School, Maharana Pratap Chowk, Bajaj Nagar, MIDC, Waluj,
Aurangabad. Mob.: +91 830 820 9154.

Dr MANGESH M. KAGNE

MBBS, D. Ortho, AFIH

Consultant Orthopedic Surgeon

Reg No. 2005/05/2682

Name of Employee	MR. BHUSHAN SHANKAR PAWAR	Date Of Exam	13/04/2024
Age/Sex	25 Year / Male	Department	
Aadhar Card No.	7977 1280 7070		



Occupational & Personal History

General Examination

Weight	Height	BMI	B.P	Pulse	SpO2	Temperature
55 kg	175 cm	17.96	120 / 84	88/MIN	99%	36.2 C

1. Family History :

Asthama -NO, Cancer -NO, Diabetes -NO, Heart Disease -NO

2. Personal History :

Any Accident -NO, Any Surgery -NO, Any T/t going on - NO, Diabetes -NO, H/O Epilepsy- NO, Hypertension -NO

3. Eye Examination

Near Vision :	Rt- N6, Lt-N6.
Distant Vision :	Rt-6/6, Lt-6/6
Color Vision :	NORMAL
Any Other Defect :	NAD

4. Ear, Nose & Throat Examination :

NAD

5. Respiratory System :

NAD

6. Cardiovascular System :

NAD

7. Abdomen :

NAD

8. Urogenital System :


NAD

Other Systems :

NAD

Investigations :

Remarks : FIT FOR HEIGHT WORK., NOT SUFFERING FROM SYMPTOMS OF COVID 19.


 Sign Of Medical Examiner
M.B.B.S., D. Ortho., AFIH
 Consultant Orthopaedic Surgeon
 Reg. No. 2005/05/2682


 Signature of Employee



MEDICLUE
Diagnostics

The Pathology Care


Dr. Sheetal Mahajan Dhule
M.B.B.S, MD Pathology
(Consultant Pathologist)
Reg. No. 2010/04/0898
Mob.: 9284720206

Dr. Pooja Karad Kagne
M.B.B.S, DPB
(Consultant Pathologist)
Reg. No. 2012/08/2451
Mob.: 9604243011

Kagne Nivas, A-23, Opp. Synergy Hosp., Near Kamgar Chowk, N-4, CIDCO, Aurangabad

Patient ID : 130424003
Patient Name : Mr. Bhushan Shankar Pawar
Age : 25 Yrs Gender : Male
Ref. By Doctor : SHREE GANESH HOSPITAL
Client Name :

Registration Time : 13-Apr-2024 10:39 AM
Collection Time : 13-Apr-2024 10:39 AM
Report Print Time : 13-Apr-2024 10:54 AM
Sample No



Hightwork

Test Name	Result	Unit	Bio.Ref.Range
COMPLETE BLOOD COUNT (CBC)			
Hemoglobin Photometry	14.2	gm/dl	13.0-17.0
Packed Cell Volume (HCT) Calculated	42.5	%	40-50
R.B.C. Count Electrical Impedence	5.11	mill/cmm	4.5 - 5.5
Mean Cell Volume(MCV) Calculated	83.2	fl	83-101
Mean Cell Hemoglobin(MCH) Calculated	27.8	pg	27-33
Mean Cell Hb Conc(MCHC) Calculated	33.4	%	32 -38
RDW (CV)	13.0	%	11.60-14
Total WBC Count Flow Cytometry	6,500	cells/cumm	4000-11000
Differential % WBCs count			
Neutrophils FCM/ Microscopy	55	%	50-70
Lymphocytes FCM/ Microscopy	35	%	20 -40
Eosinophils FCM/ Microscopy	04	%	1-6
Monocytes FCM/ Microscopy	06	%	0 -10
Platelet Count Electrical Impedence	2,21,000	cells/cumm	150000-450000

END OF REPORT

Scan to Validate



Page 1 of 3

Pmkagne

Dr. Pooja Kagne
Consultant Pathologist

Free Home Collection Facility Available

Lab Timing
6.00am to 11.00 pm
24 Hours Emergency Services

Patient ID : 130424003
Patient Name : Mr. Bhushan Shankar Pawar
Age : 25 Yrs Gender : Male
Ref. By Doctor : SHREE GANESH HOSPITAL
Client Name :

Registration Time : 13-Apr-2024 10:39 AM
Collection Time : 13-Apr-2024 10:39 AM
Report Print Time : 13-Apr-2024 10:54 AM
Sample No



Hightwork

Test Name	Result	Unit	Bio.Ref.Range
Random Blood Sugar GOD-POD	108.0	mg/dL	70 - 140

----- END OF REPORT -----

Scan to Validate



Page 2 of 3

Pmkagne

Dr. Pooja Kagne
Consultant Pathologist

Free Home Collection Facility Available

Lab Timing
6.00am to 11.00 pm
24 Hours Emergency Services



MEDICLUE
Diagnostics

The Pathology Care

Dr. Sheetal Mahajan Dhule
M.B.B.S, MD Pathology
(Consultant Pathologist)
Reg. No. 2010/04/0898
Mob.: 9284720206

Dr. Pooja Karad Kagne
M.B.B.S, DPB
(Consultant Pathologist)
Reg. No. 2012/08/2451
Mob.: 9604243011

Kagne Nivas A-23 Opp Synergy Hosp, Near Kamgar Chowk N-4 CIDCO Aurangabad

Patient ID : 130424003
Patient Name : Mr. Bhushan Shankar Pawar
Age : 25 Yrs Gender : Male
Ref. By Doctor : SHREE GANESH HOSPITAL
Client Name :
Registration Time : 13-Apr-2024 10:39 AM
Collection Time : 13-Apr-2024 10:39 AM
Report Print Time : 13-Apr-2024 10:54 AM
Sample No 

Hightwork

Test Name	Result	Unit	Bio.Ref.Range
URINE ROUTINE			
Physical Examination			
Colour	Pale Yellow		Pale Yellow
Transparency (Appearance)	Clear		Clear
Reaction(pH)	Alkaline(7.5)		Acidic
Chemical Examination			
Urine Protein (Albumin) Sulpho test/ dipstick	Nil		Absent
Urine Glucose (Sugar)	Nil		Absent
Microscopic Examination			
W.B.C. (Pus Cells) Microscopy	Occasional	/ HPF	
Epithelial cells Microscopy	Occasional	/ HPF	
Note:	Microscopic examination of urine is carried out on centrifuged urinary sediment.		

----- END OF REPORT -----

Scan to Validate



Page 3 of 3



Dr. Pooja Kagne
Consultant Pathologist

Free Home Collection Facility Available

Lab Timing
6.00am to 11.00 pm
24 Hours Emergency Services

NAME :- BHUSHAN PAMAR
AGE/SEX :- 25/M
DATE :- 13-04-2024

MACHINE INTERPRETATION : Normal ECG.

Shree Ganesh Accident Hospital

Bajaj Nagar, MIDC, Walunj,
Haveri, Gadgaon (M.S.)

HRATE	: 75 bpm	P Duration	: 106 ms
BP	: N/A	PR Duration	: 152 ms
P Axis	: 61 deg	QRS Duration	: 89 ms
QRS Axis	: 17 deg	QT Interval	: 340 ms
T Axis	: 63 deg	QTc Interval	: 369 ms

Linked Median
Speed : 25 mm/s
Sensitivity : 10 mm/mV

