

**TEST REPORT**

**ON**

**PHYSICAL INSPECTION, TESTING, EXAMINATION &  
CERTIFICATION**

**OF**

**OFFERED LIFTING TOOLS, TACKLES, LIFTING MACHINES**

**&**

**PRESSURE VESSELS AND PARTS TESTING**

**AS PER FACTORIES ACT 1948/MFR 1963 (Section 28, 29, &31)**

**FOR**

**M/S.THINKLEAN PREFAB SYSTEMS PVT LTD.,**

**H-17/3 WALUJ MIDC AURANGABD CHHTRAPATI SAMBHAJINAGAR -  
431136 (MS) INDIA**

**DATE OF TESTING: -09/08/2023**

**NEXT DUE DATE OF TESTING:- 08/02/2024**

**INSPECTED & TESTED**

**BY**

**MR. BHAGWAT B. TATHE**

**Chartered engineer & competent person**

MS/DISH/CPC/T-030/2021

BE MECH ADIS ADIFSM ASNT UT RT MPT DPT LEVEL-II .RT BARC LEVEL-I

Email:- kbtengg@gmail.com/MOB.NO. 9404580861.

**LOG BOOK DETAILS OF TESTING OF HOIST, LIFT, LIFTING MACHINE, CHAINS, ROPES AND LIFTING TACKLES**

**Place of Inspection** :- **M/s Think Lean Prefab Systems Pvt. Ltd.,**

Plot No. H-17/2, M.I.D.C.,  
Waluj, Aurangabad.

**Dates of Inspection** :- 09/08/2023.

BHAGWAT B. TATHE

**Name of Competent Person & Qualification** :-

**Ref. No.** :-

**Sections and Rules** :- Section 28/29/31 & Rule 62/64/65 & 73-A of MFR 1963.

**Validity of Period** :- 09/08/2023 To 08/02/2024

Sr. No.	Description	Equipment No.	Location	Cap.	Tested Load	Make	Yr. of Mfg.	Test Carried Out.	Previously tested by.	Load Testing		Remarks.
										Test date	Due date	
1.	EOT Crane / Electric Wire Rope Hoist Assy.	TLPSPL-01.	Store.	5.0 Ton.	7.5 Ton.	M/s OmSai Engg.	2022.	Load Test.	First Examination.	09/08/2023	08/02/2024	Satisfactory.
2.	Nylon Belt Assy.	TLPSPL-02 (60).	Store.	5.0 Ton.	7.5 Ton.	Garware Technical Fibres Ltd.	2020.	Load Test.	First Examination.	09/08/2023	08/02/2024	Satisfactory.
3.	Nylon Belt Assy.	TLPSPL-03 (115).	Store.	5.0 Ton.	7.5 Ton.	Garware Technical Fibres Ltd.	2020.	Load Test.	First Examination.	09/08/2023	08/02/2024	Satisfactory.
4.	Hydraulic Pallet Truck Assy.	1936.	Shop Floor.	2.5	3.75 Ton.	W.H. Brady & Co. Ltd., Mumbai	2021.	Load Test.	First Examination.	09/08/2023	08/02/2024	Satisfactory.
5.	EOT Crane / Electric Wire Rope Hoist Assy.	TLPSPL-04.	Dispatch.	2.0 Ton.	3.0 Ton.	M/s OmSai Engg.	2022.	Load Test.	First Examination.	09/08/2023	08/02/2024	Satisfactory.

**LOG BOOK DETAILS OF TESTING OF PRESSURE VESSELS / PRESSURE PLANT/ GAS HOLDER**

**Place of Inspection** :- **M/s Think Lean Prefab Systems Pvt. Ltd.,**

Plot No. H-17/2, M.I.D.C.,  
Waluj, Aurangabad.

**Date of Inspection** :- 09/08/2023.

**Name of Competent Person & Qualification** :- MR. BHAGWAT B. TATHE

**Ref. No.** :-

**Sections and Rules** :- Section 28/29/31 & Rule 62/64/65 & 73-A of MFR 1963.

**Validity of Period** :- 09/08/2023

Sr. No.	Description	Equipment No.	Location	Cap.	Make	Yr. of Mfg.	S.W.P. (Kg/cm <sup>2</sup> )	Test Carried Out.	Hydraulic Testing		Ultrasonic/External Testing		Thickness of Equipment'
									Past date	Due date	Test date	Due date	
1.	Air Comp. Tank Assy.	200902817.	Comp. Room	500 Litres.	M/s Chicago Pneumatic.	2020.	14.0 Bar.	External Exam & Ultrasonic Test	2020	2022	09/08/2023	08/02/2024	Shell :- 5.0 Dish :- 4.8
2.	Air Comp. Tank Assy.	G.K.-957.	Comp. Room	300 Litres.	M/s Ingersoll Rand.	2018.	12.30 Kg/cm <sup>2</sup> .	External Exam & Ultrasonic Test	2018	2020	09/08/2023	08/02/2024	Shell :- 4.9 Dish :- 4.7
3.	Polyol Tank Assy.	01.	Foming Unit.	300 Litres.	M/s VJA Engineering Murbad.	2018.	3.0 Kg/cm <sup>2</sup> .	External Exam & Ultrasonic Test	2018	2020	09/08/2023	08/02/2024	Shell :- 7.9 Dish :- 9.8 Jacket :- 4.8
4.	ISO Tank Assy.	02.	Foming Unit.	300 Litres.	M/s VJA Engineering Murbad.	2018.	3.0 Kg/cm <sup>2</sup> .	External Exam & Ultrasonic Test	2018	2020	09/08/2023	08/02/2024	Shell :- 7.9 Dish :- 9.8 Jacket :- 4.8
5.	L.P.G. Manifold Assy.	01.	Out Side Plant.	1 ¼"x 5 Mtr.	M/s Local Fab.	2020.	10.0 Kg/cm <sup>2</sup> .	External Exam & Ultrasonic Test	2020	2022	09/08/2023	08/02/2024	Shell :- 3.4 Bend :- 3.2

Sr. No.	Description	Equipment No.	Location	Cap.	Make	Yr. of Mfg.	S.W.P. (Kg/cm <sup>2</sup> )	Test Carried Out.	Hydraulic Testing		Ultrasonic/External Testing		Thickness of Equipments
									Past date	Due date	Test date	Due date	
6.	L.P.G. Vapour Line Assy.	02.	Vapourizer to Coating Plant.	1 ¼"x 50 Mtr.	M/s Local Fab.	2020.	3.0 Kg/cm <sup>2</sup> .	External Exam & Ultrasonic Test	2020	2022	09/08/2023	08/02/2024	Shell :- 3.4 Bend :- 3.2
7.	Air Comp. Receiver Assy.	G.K. - 03.	Foam Machine Area.	225 Litres.	M/s Ingersoll Rand.	2018.	12.30 Kg/cm <sup>2</sup> .	External Exam & Ultrasonic Test	2018	2020	09/08/2023	08/02/2024	Shell :- 5.0 Dish :- 5.0
8.	N2 Gas Manifold.	01.	Foam Machine Area.	¾" x 2 Mtr.	M/s Local Fabricated.	2022.	10.0 Kg/cm <sup>2</sup> .	External Exam & Ultrasonic Test	2022	2024	09/08/2023	08/02/2024	Shell :- 4.0



महाराष्ट्र शासन

औद्योगिक सुरक्षा व आरोग्य संचालनालय

सक्षम व्यक्ती प्रमाणपत्र

प्रमाणपत्र क्रमांक :- MS/DISH/CPC/T-030/2021

मी. श्री. सु.प्र. राठोड, संचालक, औद्योगिक सुरक्षा व आरोग्य, महाराष्ट्र राज्य, मुंबई, कारखाने अधिनियम, १९४८ च्या कलम २(ca) आणि त्या अंतर्गत असलेल्या नियमांच्या नुसार दिलेल्या शक्तीचा वापर करून श्री. ताठे भागवत बट्टीनारायण, प्लॉट नं. ४३-४४, सर्वोदय हाउसिंग सोसायटी, एन-६, सिडको, बजरंग चौक, औरंगाबाद यांना महाराष्ट्र राज्यातील कारखान्यांत वापरल्या जाणाऱ्या उपकरणांच्या चाचण्या, परीक्षण, तपासणी व प्रमाणित करण्याकरीता खालील कलम व त्या अंतर्गत असलेल्या नियमांनुसार महाराष्ट्र राज्यासाठी सक्षम व्यक्ती म्हणून मान्यता देत आहे. या प्रमाणपत्राची वैधता दिनांक ३१/१२/२०२३ पर्यंत आहे.

- i) Section 28 : Lifts and Hoists. •
- ii) Section 29 : Lifting Machines, Chains, Ropes, Lifting Tackles.
- iii) Section 31 : Pressure Vessels and Plants

सादर प्रमाणपत्र खालील नमूद केलेल्या अटींच्या अधीन राहून देण्यात येत आहे :-

१. चाचणी, तपासणी व परीक्षण हे अधिनियम व त्या अंतर्गत असलेल्या नियमांच्या तरतुदीनुसार केले पाहिजे.
२. अधिनियम व त्या अंतर्गत असलेल्या नियमांमध्ये नमूद केले नसल्यास, प्रत्येक चाचणी/तपासणी ही संबंधित मानकांनुसार केली पाहिजे.
३. चाचणी/तपासणी केल्यानंतर जर उपकरणांमध्ये दोष आढळले असतील, काही दुरुस्त्या अथवा फेरफार सुचविण्यात आले असतील, तर अशा सर्व प्रकरणांमध्ये चाचणी/तपासणीच्या प्रती संबंधित उप/सहाय्यक संचालक, औद्योगिक सुरक्षा व आरोग्य यांना ७ दिवसात सादर कराव्यात.
४. चाचणी आणि तपासणीची पूर्वसूचना सक्षम व्यक्तीने संबंधित कार्यालयास देणे आवश्यक आहे.
५. चाचणी आणि तपासणी दरम्यान सक्षम व्यक्तीने प्रत्यक्ष उपस्थित रहावे आणि केलेल्या कामाचा तपशील, केलेली निरीक्षणे, दिलेले निर्देश इत्यादीची नोंद विहित नमुन्यातील रोज वहीत ठेवावी.
६. वापरण्यात येणारी उपकरणे व सुविधा या सदैव चांगल्या व कार्यक्षम अवस्थेत ठेवावीत आणि वेळोवेळी कॅलिब्रेट करून घ्यावीत व कॅलिब्रेशन प्रमाणपत्राची प्रत दरवर्षी संचालनालयास सादर करावी.
७. सक्षम व्यक्तीने सशर्त प्रमाणपत्रे जारी करू नयेत तसेच जारी केलेल्या प्रत्येक चाचणी/तपासणी प्रमाणपत्रावर, प्रमाणपत्र क्रमांक आणि वैधता कार्यकाल नमूद करावा.
८. वैधता कार्यकाल संपल्यानंतर चाचण्या/तपासण्या करू नयेत.
९. संचालक, औद्योगिक सुरक्षा व आरोग्य, महाराष्ट्र राज्य, मुंबई यांनी सादर सक्षम व्यक्ती प्रमाणपत्र रद्द करण्याचे, विलोपन करण्याचे अथवा दुरुस्त करण्याचे अधिकार राखून ठेवले आहेत.
१०. सक्षम व्यक्ती प्रमाणपत्र नूतनीकरण करण्याकरीता अर्ज, वैधता कालावधी संपण्याआधी कमीत कमी दोन महिने केला पाहिजे.

क्र. औसुवआ/ निरीक्षण/सव्यप्र/६४७/११११०८ /६,

औद्योगिक सुरक्षा व आरोग्य संचालनालय,  
काननगर भवन, ५ वा मजला, वांद्रे-कुर्ला संकुल,  
वांद्रे (पूर्व), मुंबई ४०० ०५१.

दिनांक : 16 DEC 2021



(सु. प्र. राठोड)

संचालक,

औद्योगिक सुरक्षा व आरोग्य,  
महाराष्ट्र राज्य, मुंबई.

**FORM – 11**

**REPORT OF EXAMINATION OF HOIST, LIFT, LIFTING MACHINE, CHAINS, ROPES AND LIFTING TACKLE**

(See Rule 62 & 64)

1	Name of the Occupier	:	<b>MR. MILIND SANGWIKAR</b>
2	Name and address of the Factory	:	<b>M/S. Think Lean Praefab Systems Pvt.Ltd</b> H-17/2, WALUJ MIDC AUARNAGBAD CHHTRAPATI SAMBHAJINAGAR-431136 AURANGABAD AURANGABAD
3A	Type, Identification numbers and description of hoist, lift, lifting machine, chains, ropes and lifting tackles.	:	EOT Crane / Electric Wire Rope Hoist Assy. Sr.NO:- TLP SPL-01. Capacity:- 5Ton Make:- Omsai Engg, 2022 Location:- shop Floor
3B	Date of construction or reconstruction and the date when the hoist, lift, lifting machine, chains, ropes and lifting tackles were first taken into use in the factory.	:	2022
4	Date of last examinations made under section 28(1)(a)(ii) and 29(1)(a)(iii) and by whom it was carried out.	:	First Examination BY MFG
5A	Maintenance: (List of parts, if any, which were inaccessible) Are following parts of the hoist or lift properly maintained and in good working order? If not, state what defects have been found:	:	Record of maintainance/repairs / replacement of worn out / damaged parts is to be maintained as part of statutory requirement under Rule 62/64 of MFR 1963 & same shall be produced for verification of competent person from time to time.
	a) Enclosure of hoistway or liftway.	:	NOT APPLICABLE.
	b) Landing Gates and Cage gate(s).	:	NOT APPLICABLE.
	c) Interlocks on the landing gates and cage gate(s).	:	NOT APPLICABLE.
	d) Other gates fastenings.	:	NOT APPLICABLE.
	e) Cage and platform and fittings, cage guides, buffers, interior of the hoistway or liftway.	:	NOT APPLICABLE.
	f) Overrunning devices.	:	NOT APPLICABLE.
	g) Suspension ropes or chains and their attachments.	:	NOT APPLICABLE.
	h) Safety gear i.e. arrangements for preventing fall of platform or cage brakes.	:	NOT APPLICABLE.
	i) Brakes	:	NOT APPLICABLE.
	j) Work of spur gearing.	:	NOT APPLICABLE.
k) Other electrical equipment.	:	NOT APPLICABLE.	
l) Other parts.	:	NOT APPLICABLE.	



**FORM – 11**

**REPORT OF EXAMINATION OF HOIST, LIFT, LIFTING MACHINE, CHAINS, ROPES AND LIFTING TACKLE**

(See Rule 62 & 64)

5B	Date and number of the certificate relating to any test and examination made under sub-rule (1) of rule 64 together with the name of the person who issued the certificates.	09-08-2023 BBT/2023/TLPSPL/01 MR. BHAGWAT B. TATHE
5C	i) Date of annealing or their heat treatment of the chain and lifting tackle carried out under sub-rule (5) of Rule 64 and by whom it was carried out.	: NOT APPLICABLE. N.A.
5C	ii) Particulars of any defect found at any such examination or after annealing and affecting the safe working load and of the steps taken to remedy such defect.	: • SAFE LOAD : 5.0 Ton. • TEST LOAD : 7.5 Ton.
6	Repairs, renewals or alterations (if any) required and the period within which they should be executed and maximum safe working load subject to repairs, renewals or alterations (if any).	The Said Lifting Tool / M/c is to be maintained and operated under safe working condition only.

I/We certify that on **09-08-2023** I/We thoroughly examined the hoist or lift, lifting machine, ropes and lifting tackles and details of examination/tests carried out is enclosed herewith that the above is a correct report of the result.

Signature of Competent Person :

Name of Competent Person	MR. BHAGWAT B. TATHE
Qualification	B.E. (M), ADIFSM, ADIS, C. Engg., ASNT.
Address	Plot No 43- 44- 13 Sarvodaya Housing Society N- 6 cidco Aurangabad. 431001(Mob:-9404580861)
Date	<b>09-08-2023</b>

**FORM – 11**

**REPORT OF EXAMINATION OF HOIST, LIFT, LIFTING MACHINE, CHAINS, ROPES AND LIFTING TACKLE**

(See Rule 62 & 64)

1	Name of the Occupier	:	<b>MR. MILIND SANGVIKAR</b>
2	Name and address of the Factory	:	<b>M/S. Think Lean Praefab Systems Pvt.Ltd</b> H-17/2, WALUJ MIDC AUARNAGBAD CHHTRAPATI SAMBHAJINAGAR-431136 AURANGABAD AURANGABAD
3A	Type, Identification numbers and description of hoist, lift, lifting machine, chains, ropes and lifting tackles.	:	Nylon Belt Assy. Sr.no:- LPSPL-02 (60). Cap:- 5Ton Make:- Garware Technical Fibres Ltd,2020
3B	Date of construction or reconstruction and the date when the hoist, lift, lifting machine, chains, ropes and lifting tackles were first taken into use in the factory.	:	2020
4	Date of last examinations made under section 28(1)(a)(ii) and 29(1)(a)(iii) and by whom it was carried out.	:	First Examination BY MFG
5A	Maintenance: (List of parts, if any, which were inaccessible) Are following parts of the hoist or lift properly maintained and in good working order? If not, state what defects have been found:	:	Record of maintainance/repairs / replacement of worn out / damaged parts is to be maintained as part of statutory requirement under Rule 62/64 of MFR 1963 & same shall be produced for verification of competent person from time to time.
	a) Enclosure of hoistway or liftway.	:	NOT APPLICABLE.
	b) Landing Gates and Cage gate(s).	:	NOT APPLICABLE.
	c) Interlocks on the landing gates and cage gate(s).	:	NOT APPLICABLE.
	d) Other gates fastenings.	:	NOT APPLICABLE.
	e) Cage and platform and fittings, cage guides, buffers, interior of the hoistway or liftway.	:	NOT APPLICABLE.
	f) Overrunning devices.	:	NOT APPLICABLE.
	g) Suspension ropes or chains and their attachments.	:	NOT APPLICABLE.
	h) Safety gear i.e. arrangements for preventing fall of platform or cage brakes.	:	NOT APPLICABLE.
	i) Brakes	:	NOT APPLICABLE.
j) Work of spur gearing.	:	NOT APPLICABLE.	
k) Other electrical equipment.	:	NOT APPLICABLE.	
l) Other parts.	:	NOT APPLICABLE.	





**FORM – 11**

**REPORT OF EXAMINATION OF HOIST, LIFT, LIFTING MACHINE, CHAINS, ROPES AND LIFTING TACKLE**

(See Rule 62 & 64)

5B	Date and number of the certificate relating to any test and examination made under sub-rule (1) of rule 64 together with the name of the person who issued the certificates.	09-08-2023 BBT/2023/TLPSPL/02 MR. BHAGWAT B. TATHE
5C	i) Date of annealing or their heat treatment of the chain and lifting tackle carried out under sub-rule (5) of Rule 64 and by whom it was carried out.	: NOT APPLICABLE. N.A.
6	ii) Particulars of any defect found at any such examination or after annealing and affecting the safe working load and of the steps taken to remedy such defect.	: • SAFE LOAD : 5.0 Ton. • TEST LOAD : 7.5 Ton.
6	Repairs, renewals or alterations (if any) required and the period within which they should be executed and maximum safe working load subject to repairs, renewals or alterations (if any).	The Said Lifting Tool / M/c is to be maintained and operated under safe working condition only.

I/We certify that on **09-08-2023** I/We thoroughly examined the hoist or lift, lifting machine, ropes and lifting tackles and details of examination/tests carried out is enclosed herewith that the above is a correct report of the result.

Signature of Competent Person :

Name of Competent Person	<b>MR. BHAGWAT B. TATHE</b>
Qualification	B.E. (M), ADIFSM, ADIS, C. Engg., ASNT.
Address	Plot No 43- 44- 13 Sarvodaya Housing Society N- 6cidco Aurangabad. 431001
Date	<b>09-08-2023</b>

**FORM – 11**

**REPORT OF EXAMINATION OF HOIST, LIFT, LIFTING MACHINE, CHAINS, ROPES AND LIFTING TACKLE**

(See Rule 62 & 64)

1	Name of the Occupier	:	<b>MR. MILIND SANGVIKAR</b>
2	Name and address of the Factory	:	<b>M/S. Think Lean Praefab Systems Pvt.Ltd</b> H-17/2, WALUJ MIDC AUARNAGBAD CHHTRAPATI SAMBHAJINAGAR-431136 AURANGABAD AURANGABAD
3A	Type, Identification numbers and description of hoist, lift, lifting machine, chains, ropes and lifting tackles.	:	Nylon Belt Assy. Sr.no.TLP SPL-03 (115). Cap:- 5Ton Make:- Garware Technical Fibres Ltd,2020 Sr.no.TLP SPL-03 (115).
3B	Date of construction or reconstruction and the date when the hoist, lift, lifting machine, chains, ropes and lifting tackles were first taken into use in the factory.	:	2020
4	Date of last examinations made under section 28(1)(a)(ii) and 29(1)(a)(iii) and by whom it was carried out.	:	First Examination BY MFG
5A	Maintenance: (List of parts, if any, which were inaccessible) Are following parts of the hoist or lift properly maintained and in good working order? If not, state what defects have been found:	:	Record of maintainance/repairs / replacement of worn out / damaged parts is to be maintained as part of statutory requirement under Rule 62/64 of MFR 1963 & same shall be produced for verification of competent person from time to time.
	a) Enclosure of hoistway or liftway.	:	NOT APPLICABLE.
	b) Landing Gates and Cage gate(s).	:	NOT APPLICABLE.
	c) Interlocks on the landing gates and cage gate(s).	:	NOT APPLICABLE.
	d) Other gates fastenings.	:	NOT APPLICABLE.
	e) Cage and platform and fittings, cage guides, buffers, interior of the hoistway or liftway.	:	NOT APPLICABLE.
	f) Overrunning devices.	:	NOT APPLICABLE.
	g) Suspension ropes or chains and their attachments.	:	NOT APPLICABLE.
	h) Safety gear i.e. arrangements for preventing fall of platform or cage brakes.	:	NOT APPLICABLE.
	i) Brakes	:	NOT APPLICABLE.
j) Work of spur gearing.	:	NOT APPLICABLE.	
k) Other electrical equipment.	:	NOT APPLICABLE.	
l) Other parts.	:	NOT APPLICABLE.	



**FORM – 11**

**REPORT OF EXAMINATION OF HOIST, LIFT, LIFTING MACHINE, CHAINS, ROPES AND LIFTING TACKLE**

(See Rule 62 & 64)

5B	Date and number of the certificate relating to any test and examination made under sub-rule (1) of rule 64 together with the name of the person who issued the certificates.		09-08-2023 BBT/2023/TLPSPL/03 MR. BHAGWAT B. TATHE
	i) Date of annealing or their heat treatment of the chain and lifting tackle carried out under sub-rule (5) of Rule 64 and by whom it was carried out.	:	NOT APPLICABLE. N.A.
5C	ii) Particulars of any defect found at any such examination or after annealing and affecting the safe working load and of the steps taken to remedy such defect.	:	<ul style="list-style-type: none"> <li>• SAFE LOAD : 5.0 Ton.</li> <li>• TEST LOAD : 7.5 Ton.</li> </ul>
6	Repairs, renewals or alterations (if any) required and the period within which they should be executed and maximum safe working load subject to repairs, renewals or alterations (if any).		The Said Lifting Tool / M/c is to be maintained and operated under safe working condition only.

I/We certify that on **09-08-2023** I/We thoroughly examined the hoist or lift, lifting machine, ropes and lifting tackles and details of examination/tests carried out is enclosed herewith that the above is a correct report of the result.

Signature of Competent Person :

Name of Competent Person	<b>MR. BHAGWAT B. TATHE</b>
Qualification	B.E. (M), ADIFSM, ADIS, C. Engg., ASNT.
Address	Plot No 43- 44- 13 Sarvodaya Housing Society N- 6cidco Aurangabad. 431001
Date	<b>09-08-2023</b>

**FORM – 11**

**REPORT OF EXAMINATION OF HOIST, LIFT, LIFTING MACHINE, CHAINS, ROPES AND LIFTING TACKLE**

(See Rule 62 & 64)

1	Name of the Occupier	:	<b>MR. MILIND SANGWIKAR</b>
2	Name and address of the Factory	:	<b>M/S. Think Lean Praefab Systems Pvt.Ltd</b> H-17/2, WALUJ MIDC AUARNAGBAD CHHTRAPATI SAMBHAJINAGAR-431136 AURANGABAD AURANGABAD
3A	Type, Identification numbers and description of hoist, lift, lifting machine, chains, ropes and lifting tackles.	:	Hydraulic Pallet Truck Assy. Sr.no 1936 Cap:- 2.5Ton Make:- W.H.BRADY & CO LTD MUMBAI,2021
3B	Date of construction or reconstruction and the date when the hoist, lift, lifting machine, chains, ropes and lifting tackles were first taken into use in the factory.	:	2021
4	Date of last examinations made under section 28(1)(a)(ii) and 29(1)(a)(iii) and by whom it was carried out.	:	First Examination BY MFG
5A	Maintenance: (List of parts, if any, which were inaccessible) Are following parts of the hoist or lift properly maintained and in good working order? If not, state what defects have been found:	:	Record of maintainance/repairs / replacement of worn out / damaged parts is to be maintained as part of statutory requirement under Rule 62/64 of MFR 1963 & same shall be produced for verification of competent person from time to time.
	a) Enclosure of hoistway or liftway.	:	NOT APPLICABLE.
	b) Landing Gates and Cage gate(s).	:	NOT APPLICABLE.
	c) Interlocks on the landing gates and cage gate(s).	:	NOT APPLICABLE.
	d) Other gates fastenings.	:	NOT APPLICABLE.
	e) Cage and platform and fittings, cage guides, buffers, interior of the hoistway or liftway.	:	NOT APPLICABLE.
	f) Overrunning devices.	:	NOT APPLICABLE.
	g) Suspension ropes or chains and their attachments.	:	NOT APPLICABLE.
	h) Safety gear i.e. arrangements for preventing fall of platform or cage brakes.	:	NOT APPLICABLE.
	i) Brakes	:	NOT APPLICABLE.
j) Work of spur gearing.	:	NOT APPLICABLE.	
k) Other electrical equipment.	:	NOT APPLICABLE.	
l) Other parts.	:	NOT APPLICABLE.	



**FORM – 11**

**REPORT OF EXAMINATION OF HOIST, LIFT, LIFTING MACHINE, CHAINS, ROPES AND LIFTING TACKLE**

(See Rule 62 & 64)

5B	Date and number of the certificate relating to any test and examination made under sub-rule (1) of rule 64 together with the name of the person who issued the certificates.	09-08-2023 BBT/2023/TLPSPL/04 MR. BHAGWAT B. TATHE
5C	i) Date of annealing or their heat treatment of the chain and lifting tackle carried out under sub-rule (5) of Rule 64 and by whom it was carried out.	: NOT APPLICABLE. N.A.
6	ii) Particulars of any defect found at any such examination or after annealing and affecting the safe working load and of the steps taken to remedy such defect.	: • SAFE LOAD : 2.5 Ton. • TEST LOAD : 3.75 Ton.
6	Repairs, renewals or alterations (if any) required and the period within which they should be executed and maximum safe working load subject to repairs, renewals or alterations (if any).	The Said Lifting Tool / M/c is to be maintained and operated under safe working condition only.

I/We certify that on **09-08-2023** I/We thoroughly examined the hoist or lift, lifting machine, ropes and lifting tackles and details of examination/tests carried out is enclosed herewith that the above is a correct report of the result.

Signature of Competent Person :

Name of Competent Person	MR. BHAGWAT B. TATHE
Qualification	B.E. (M), ADIFSM, ADIS, C. Engg., ASNT.
Address	Plot No 43- 44- 13 Sarvodaya Housing Society N- 6cidco Aurangabad. 431001
Date	<b>09-08-2023</b>

**FORM – 11**

**REPORT OF EXAMINATION OF HOIST, LIFT, LIFTING MACHINE, CHAINS, ROPES AND LIFTING TACKLE**

(See Rule 62 & 64)

1	Name of the Occupier	:	<b>MR. MILIND SANGWIKAR</b>
2	Name and address of the Factory	:	<b>M/S. Think Lean Praefab Systems Pvt.Ltd</b> H-17/2, WALUJ MIDC AUARNAGBAD CHHTRAPATI SAMBHAJINAGAR-431136 AURANGABAD AURANGABAD
3A	Type, Identification numbers and description of hoist, lift, lifting machine, chains, ropes and lifting tackles.	:	EOT Crane / Electric Wire Rope Hoist Assy. Sr.No:- TLPSP-04. Cap:- 2Ton Make:- Omsai Engg,2022
3B	Date of construction or reconstruction and the date when the hoist, lift, lifting machine, chains, ropes and lifting tackles were first taken into use in the factory.	:	2022
4	Date of last examinations made under section 28(1)(a)(ii) and 29(1)(a)(iii) and by whom it was carried out.	:	First Examination BY MFG
5A	Maintenance: (List of parts, if any, which were inaccessible) Are following parts of the hoist or lift properly maintained and in good working order? If not, state what defects have been found:	:	Record of maintainance/repairs / replacement of worn out / damaged parts is to be maintained as part of statutory requirement under Rule 62/64 of MFR 1963 & same shall be produced for verification of competent person from time to time.
	a) Enclosure of hoistway or liftway.	:	NOT APPLICABLE.
	b) Landing Gates and Cage gate(s).	:	NOT APPLICABLE.
	c) Interlocks on the landing gates and cage gate(s).	:	NOT APPLICABLE.
	d) Other gates fastenings.	:	NOT APPLICABLE.
	e) Cage and platform and fittings, cage guides, buffers, interior of the hoistway or liftway.	:	NOT APPLICABLE.
	f) Overrunning devices.	:	NOT APPLICABLE.
	g) Suspension ropes or chains and their attachments.	:	NOT APPLICABLE.
	h) Safety gear i.e. arrangements for preventing fall of platform or cage brakes.	:	NOT APPLICABLE.
	i) Brakes	:	NOT APPLICABLE.
j) Work of spur gearing.	:	NOT APPLICABLE.	
k) Other electrical equipment.	:	NOT APPLICABLE.	
l) Other parts.	:	NOT APPLICABLE.	

**FORM – 11****REPORT OF EXAMINATION OF HOIST, LIFT, LIFTING MACHINE, CHAINS, ROPES AND LIFTING TACKLE**

(See Rule 62 &amp; 64)

5B	Date and number of the certificate relating to any test and examination made under sub-rule (1) of rule 64 together with the name of the person who issued the certificates.	09-08-2023 BBT/2023/TLPSPL/05 MR. BHAGWAT B. TATHE
	i) Date of annealing or their heat treatment of the chain and lifting tackle carried out under sub-rule (5) of Rule 64 and by whom it was carried out.	: NOT APPLICABLE. N.A.
5C	ii) Particulars of any defect found at any such examination or after annealing and affecting the safe working load and of the steps taken to remedy such defect.	: • SAFE LOAD : 2.0 Ton. • TEST LOAD : 3.0 Ton.
6	Repairs, renewals or alterations (if any) required and the period within which they should be executed and maximum safe working load subject to repairs, renewals or alterations (if any).	The Said Lifting Tool / M/c is to be maintained and operated under safe working condition only.

I/We certify that on **09-08-2023** I/We thoroughly examined the hoist or lift, lifting machine, ropes and lifting tackles and details of examination/tests carried out is enclosed herewith that the above is a correct report of the result.

Signature of Competent Person :

Name of Competent Person	<b>MR. BHAGWAT B. TATHE</b>
Qualification	B.E. (M), ADIFSM, ADIS, C. Engg., ASNT.
Address	Plot No 43- 44- 13 Sarvodaya Housing Society N- 6cidco Aurangabad. 431001
Date	<b>09-08-2023</b>

**FORM - 13**

**REPORT OF EXAMINATION OF PRESSURE PLANT / VESSEL / GAS HOLDER**

(See Rules 65 and 73-A)

<b>1</b>	Name and address of the Factory	:	<b>M/S. Think Lean Praefab Systems Pvt.Ltd.</b>
			WALUJ MIDC AURANGABAD AURANGABAD, AURANGABAD, 431136
<b>2</b>	Name, Description and distinctive number of Pressure Plant / Vessel / Gas Holder	:	Air Comp. Receiver Assy. Sr.No:- 200902817 Cap:-500 Loc:- Outside the Plant
<b>3</b>	Name and address of maker	:	M/s Chicago Pneumatic.,2020
<b>4</b>	Nature of process in which it is used	:	Used for storage & transfer of Compressed air up to consumption point.
<b>5</b>	Particulars of Plant/Vessel-	:	
5 (a)	Date of Construction	:	1/1/2020.
5 (b)	Thickness of Walls	:	Shell : 5.0 mm. Dish : 4.8 mm.
5 (c)	Date on which it was first taken into use	:	1/1/2021.
5 (d)	Safe working pressure recommended by maker	:	14.0 Bar.
<b>5A</b>	Particulars of Plant/ Vessel/ Gas Holder	:	
a	Parts of the gas holders examined by electronics or other accurate devices or by cutting sample discs and results thereof	:	Not Applicable
b	Particulars as to the condition of:-	:	
	i) Crown	:	Not Applicable
	ii) Side sheeting including grips and cups	:	Not Applicable
	iii) Guiding mechanism (roller carriages, roller, pins, guide, ropes etc.	:	Not Applicable
	iv) Tank	:	Not Applicable
	v) Other structure, if any, columns (Framing and bracking)	:	Not Applicable
c	Particulars as to the position of the lift at the time of examination	:	Not Applicable
d	Particulars as to whether the tank and lifts were found sufficiently level for safe working	:	Not Applicable
<b>6</b>	Date of -	:	
i)	Last External Examination	:	24-07-2021
ii)	Last Internal Examination	:	NOT ACCESSIBLE
iii)	Last Hydraulic Examination	:	01-01-2020
iv)	Last Ultrasonic Test	:	24-07-2021



**FORM - 13**  
**REPORT OF EXAMINATION OF PRESSURE PLANT / VESSEL / GAS HOLDER**

(See Rules 65 and 73-A)



<b>6A</b>	By Whom it is carried out?	MR. MILIND SANGWIKAR.
<b>7</b>	Whether lagging was removed for purpose of examination	N.A.
<b>8</b>	Description of examinations carried out and findings...	
i	External Examination (Give reasons if it is not carried out six monthly)	•Visual & Hammer test is found satisfactory.
ii	Internal Examination (Give reasons if it is not carried out six monthly)	NOT ACCESSIBLE
iii	Hydraulic Test (Give reasons if this is not carried out at interval of 2 years or 4 years.)	Hydraulic Testing Due is Over. Hyd Testing shall be carried out immediately.
iv	Ultrasonic Test (Please quote number and date of the certificate issued by Chief Inspector, permitting ultrasonic test in lieu of internal examination and hydraulic test)	Ultrasonic Thickness Testing is carried out .
<b>9</b>	Safe Working Pressure calculated as per methods given in sub rule 5 (c) (ii) for sizing cylinders-	Not Applicable
<b>10</b>	Condition of Pressure Plant	
a	Vessel	O.K.
b	Piping	O.K.
<b>11</b>	Conditions of fittings and appliances	
i)	Pressure Gauges	O.K.
ii)	Safety Valves	O.K.
iii)	Stop Valve	O.K.
iv)	Reducing Valves (give reasons if not necessary)	NIL.

**FORM - 13**  
REPORT OF EXAMINATION OF PRESSURE PLANT / VESSEL / GAS HOLDER

(See Rules 65 and 73-A)

v)	Additional safety valve (required in case reducing valve is necessary)	NIL.
vi)	Other devices (please specify particularly in case of jacketed vessel)	No other devices.
vii)	Are all fittings and appliances properly maintained and in good condition, repairs if any required and period within which they should be executed.	Yes, no repairs required.
12	Safe working pressure recommended after examination (specify the allowances made for condition of working such as heat, corrosion etc.)	14.0 Bar.
13	Specify repairs if any and period within which they should be executed	NIL.
14	Specify reduced working pressure pending repairs	Not Applicable
15	Other observation /conditions subject to which the plant is to be operated	The Said Pressure Plant / Pressure vessel is to be operated and maintained under safe working condition only.

I certify that on **09-08-2023** the pressure plant / vessel described above was thoroughly cleaned and (so far as its construction permits) made accessible for thorough examination and for such tests as were necessary for thorough examination and that on the said date. I thoroughly examined this pressure vessel/Plant including its fittings and that the above is true report of my examination.

Signature of Competent Person :

Name of Competent Person	<b>MR. BHAGWAT B. TATHE</b>
Qualification	CHARTERED ENGINEER & COMPETETN PERSON BE MECH ADIS ADIFSM ASNT UT-II
Address	PLOT NO 43 44 13 SARVODAYA HO SOC N6 CIDCO AURANGABAD
Date	<b>09-08-2023</b>

## FORM - 13

## REPORT OF EXAMINATION OF PRESSURE PLANT / VESSEL / GAS HOLDER

(See Rules 65 and 73-A)

1	Name and address of the Factory	:	<b>M/S.Think Lean Praefab Systems Pvt.Ltd.</b>
			WALUJ MIDC AURANGABAD AURANGABAD, AURANGABAD, 431136
2	Name, Description and distinctive number of Pressure Plant / Vessel / Gas Holder	:	Air Comp. Tank Assy. Sr.no:- G.K.-957. Cap:- 300Ltr Loc:- shop Floor
3	Name and address of maker	:	M/s Ingersoll Rand.,2018
4	Nature of process in which it is used	:	Used for storage & transfer of Compressed air up to consumption point.
5	Particulars of Plant/Vessel-	:	
5 (a)	Date of Construction	:	1/1/2018.
5 (b)	Thickness of Walls	:	Shell : 4.9 mm. Dish : 4.7 mm.
5 (c)	Date on which it was first taken into use	:	1/1/2019.
5 (d)	Safe working pressure recommended by maker	:	12.30 Kg/cm2.
<b>5A</b>	Particulars of Plant/ Vessel/ Gas Holder		
a	Parts of the gas holders examined by electronics or other accurate devices or by cutting sample discs and results thereof		Not Applicable
b	Particulars as to the condition of:-		
	i) Crown		Not Applicable
	ii) Side sheeting including grips and cups		Not Applicable
	iii) Guiding mechanism (roller carriages, roller, pins, guide, ropes etc.		Not Applicable
	iv) Tank		Not Applicable
	v) Other structure, if any, columns (Framing and bracking)		Not Applicable
c	Particulars as to the position of the lift at the time of examination		Not Applicable
d	Particulars as to whether the tank and lifts were found sufficiently level for safe working		Not Applicable
6	Date of -		
i)	Last External Examination		24-07-2021
ii)	Last Internal Examination		NOT ACCESSIBLE
iii)	Last Hydraulic Examination		01-01-2018
iv)	Last Ultrasonic Test		24-07-2021

**FORM - 13**  
**REPORT OF EXAMINATION OF PRESSURE PLANT / VESSEL / GAS HOLDER**

(See Rules 65 and 73-A)



<b>6A</b>	By Whom it is carried out?	MR. MILIND SANGWIKAR.
<b>7</b>	Whether lagging was removed for purpose of examination	N.A.
<b>8</b>	Description of examinations carried out and findings...	
i	External Examination (Give reasons if it is not carried out six monthly)	•Visual & Hammer test is found satisfactory.
ii	Internal Examination (Give reasons if it is not carried out six monthly)	NOT ACCESSIBLE
iii	Hydraulic Test (Give reasons if this is not carried out at interval of 2 years or 4 years.)	Hydraulic Testing Due is Over. Hyd Testing shall be carried out immedietly.
iv	Ultrasonic Test (Please quote number and date of the certificate issued by Chief Inspector, permitting ultrasonic test in lieu of internal examination and hydraulic test)	Ultrasonic Thickness Testing is carried out .
<b>9</b>	Safe Working Pressure calculated as per methods given in sub rule 5 (c) (ii) for sizing cylinders-	Not Applicable
<b>10</b>	Condition of Pressure Plant	
a	Vessel	O.K.
b	Piping	O.K.
<b>11</b>	Conditions of fittings and appliances	
i)	Pressure Gauges	O.K.
ii)	Safety Valves	O.K.
iii)	Stop Valve	O.K.
iv)	Reducing Valves (give reasons if not necessary)	NIL.

**FORM - 13**  
REPORT OF EXAMINATION OF PRESSURE PLANT / VESSEL / GAS HOLDER

(See Rules 65 and 73-A)

v)	Additional safety valve (required in case reducing valve is necessary)	NIL.
vi)	Other devices (please specify particularly in case of jacketed vessel)	No other devices.
vii)	Are all fittings and appliances properly maintained and in good condition, repairs if any required and period within which they should be executed.	Yes, no repairs required.
12	Safe working pressure recommended after examination (specify the allowances made for condition of working such as heat, corrosion etc.)	12.30 Kg/cm <sup>2</sup> .
13	Specify repairs if any and period within which they should be executed	NIL.
14	Specify reduced working pressure pending repairs	Not Applicable
15	Other observation /conditions subject to which the plant is to be operated	The Said Pressure Plant / Pressure vessel is to be operated and maintained under safe working condition only.

I certify that on **09-08-2023** the pressure plant / vessel described above was thoroughly cleaned and (so far as its construction permits) made accessible for thorough examination and for such tests as were necessary for thorough examination and that on the said date. I thoroughly examined this pressure vessel/Plant including its fittings and that the above is true report of my examination.

Signature of Competent Person :

Name of Competent Person	<b>MR. BHAGWAT B. TATHE</b>
Qualification	CHARTERED ENGINEER & COMPETETN PERSON BE MECH ADIS ADIFSM ASNT UT-II
Address	PLOT NO 43 44 13 SARVODAYA HO SOC N6 CIDCO AURANGABAD
Date	<b>09-08-2023</b>

**FORM - 13**  
REPORT OF EXAMINATION OF PRESSURE PLANT / VESSEL / GAS HOLDER

(See Rules 65 and 73-A)

<b>1</b>	Name and address of the Factory	:	<b>M/S. Think Lean Praefab Systems Pvt.Ltd</b>
		:	WALUJ MIDC AURANGABAD AURANGABAD, AURANGABAD, 431136
<b>2</b>	Name, Description and distinctive number of Pressure Plant / Vessel / Gas Holder	:	Polyol Tank Assy. Sr.No:-01 Loc:- Shop Floor Cap:- 300Ltr Swp:- 3kg/cm2
<b>3</b>	Name and address of maker	:	M/s VJA Engineering Murbad.
<b>4</b>	Nature of process in which it is used	:	Storage for Polyol
<b>5</b>	Particulars of Plant/Vessel-	:	
5 (a)	Date of Construction	:	1/1/2018.
5 (b)	Thickness of Walls	:	Shell : 7.9 mm. Dish : 9.8 mm. Jacket : 4.8
5 (c)	Date on which it was first taken into use	:	1/1/2019.
5 (d)	Safe working pressure recommended by maker	:	3.0 Kg/cm2.
<b>5A</b>	Particulars of Plant/ Vessel/ Gas Holder	:	
a	Parts of the gas holders examined by electronics or other accurate devices or by cutting sample discs and results thereof	:	Not Applicable
b	Particulars as to the condition of:-	:	
	i) Crown	:	Not Applicable
	ii) Side sheeting including grips and cups	:	Not Applicable
	iii) Guiding mechanism (roller carriages, roller, pins, guide, ropes etc.	:	Not Applicable
	iv) Tank	:	Not Applicable
	v) Other structure, if any, columns (Framing and bracking)	:	Not Applicable
c	Particulars as to the position of the lift at the time of examination	:	Not Applicable
d	Particulars as to whether the tank and lifts were found sufficiently level for safe working	:	Not Applicable
<b>6</b>	Date of -	:	
i)	Last External Examination	:	24-07-2021
ii)	Last Internal Examination	:	NOT ACCESSIBLE
iii)	Last Hydraulic Examination	:	01-01-2018

**FORM - 13**  
**REPORT OF EXAMINATION OF PRESSURE PLANT / VESSEL / GAS HOLDER**

(See Rules 65 and 73-A)



iv)	Last Ultrasonic Test	24-07-2021
<b>6A</b>	By Whom it is carried out?	MR. MILIND SANGWIKAR.
<b>7</b>	Whether lagging was removed for purpose of examination	N.A.
<b>8</b>	Description of examinations carried out and findings...	
i	External Examination (Give reasons if it is not carried out six monthly)	•Visual & Hammer test is found satisfactory.
ii	Internal Examination (Give reasons if it is not carried out six monthly)	NOT ACCESSIBLE
iii	Hydraulic Test (Give reasons if this is not carried out at interval of 2 years or 4 years.)	Hydraulic Testing Due is Over. Hyd Testing shall be carried out immedietly.
iv	Ultrasonic Test (Please quote number and date of the certificate issued by Chief Inspector, permitting ultrasonic test in lieu of internal examination and hydraulic test)	Ultrasonic Thickness Testing is carried out .
<b>9</b>	Safe Working Pressure calculated as per methods given in sub rule 5 (c) (ii) for sizing cylinders-	Not Applicable
<b>10</b>	Condition of Pressure Plant	
a	Vessel	O.K.
b	Piping	O.K.
<b>11</b>	Conditions of fittings and appliances	
i)	Pressure Gauges	O.K.
ii)	Safety Valves	O.K.
iii)	Stop Valve	O.K.
iv)	Reducing Valves (give reasons if not necessary)	NIL.

**FORM - 13**  
REPORT OF EXAMINATION OF PRESSURE PLANT / VESSEL / GAS HOLDER

(See Rules 65 and 73-A)

v)	Additional safety valve (required in case reducing valve is necessary)	NIL.
vi)	Other devices (please specify particularly in case of jacketed vessel)	No other devices.
vii)	Are all fittings and appliances properly maintained and in good condition, repairs if any required and period within which they should be executed.	Yes, no repairs required.
12	Safe working pressure recommended after examination (specify the allowances made for condition of working such as heat, corrosion etc.)	3.0 Kg/cm <sup>2</sup> .
13	Specify repairs if any and period within which they should be executed	NIL.
14	Specify reduced working pressure pending repairs	Not Applicable
15	Other observation /conditions subject to which the plant is to be operated	The Said Pressure Plant / Pressure vessel is to be operated and maintained under safe working condition only.

I certify that on **09-08-2023** the pressure plant / vessel described above was thoroughly cleaned and (so far as its construction permits) made accessible for thorough examination and for such tests as were necessary for thorough examination and that on the said date. I thoroughly examined this pressure vessel/Plant including its fittings and that the above is true report of my examination.

Signature of Competent Person :

Name of Competent Person	<b>MR. BHAGWAT B. TATHE</b>
Qualification	CHARTERED ENGINEER & COMPETETN PERSON BE MECH ADIS ADIFSM ASNT UT-II
Address	PLOT NO 43 44 13 SARVODAYA HO SOC N6 CIDCO AURANGABAD
Date	<b>09-08-2023</b>



**FORM - 13**  
REPORT OF EXAMINATION OF PRESSURE PLANT / VESSEL / GAS HOLDER

(See Rules 65 and 73-A)

<b>1</b>	Name and address of the Factory	:	<b>M/S. Think Lean Praefab Systems Pvt.Ltd</b>
			WALUJ MIDC AURANGABAD AURANGABAD, AURANGABAD, 431136
<b>2</b>	Name, Description and distinctive number of Pressure Plant / Vessel / Gas Holder	:	ISO Tank Assy. Sr.no:- 02 Make:- VJA Engineering Murbad. Cap:- 300Ltr Loc:- Shop Floor
<b>3</b>	Name and address of maker	:	M/s VJA Engineering Murbad.,2018
<b>4</b>	Nature of process in which it is used	:	Storage for ISO
<b>5</b>	Particulars of Plant/Vessel-	:	
5 (a)	Date of Construction	:	1/1/2018.
5 (b)	Thickness of Walls	:	Shell : 7.9 mm. Dish : 9.8 mm. Jacket : 4.8
5 (c)	Date on which it was first taken into use	:	1/1/2019.
5 (d)	Safe working pressure recommended by maker	:	3.0 Kg/cm2.
<b>5A</b>	Particulars of Plant/ Vessel/ Gas Holder	:	
a	Parts of the gas holders examined by electronics or other accurate devices or by cutting sample discs and results thereof	:	Not Applicable
b	Particulars as to the condition of:-	:	
	i) Crown	:	Not Applicable
	ii) Side sheeting including grips and cups	:	Not Applicable
	iii) Guiding mechanism (roller carriages, roller, pins, guide, ropes etc.	:	Not Applicable
	iv) Tank	:	Not Applicable
	v) Other structure, if any, columns (Framing and bracking)	:	Not Applicable
c	Particulars as to the position of the lift at the time of examination	:	Not Applicable
d	Particulars as to whether the tank and lifts were found sufficiently level for safe working	:	Not Applicable
<b>6</b>	Date of -	:	
i)	Last External Examination	:	24-07-2021
ii)	Last Internal Examination	:	NOT ACCESSIBLE
iii)	Last Hydraulic Examination	:	01-01-2018

**FORM - 13**  
**REPORT OF EXAMINATION OF PRESSURE PLANT / VESSEL / GAS HOLDER**

(See Rules 65 and 73-A)



iv)	Last Ultrasonic Test	24-07-2021
<b>6A</b>	By Whom it is carried out?	MR. MILIND SANGWIKAR.
<b>7</b>	Whether lagging was removed for purpose of examination	N.A.
<b>8</b>	Description of examinations carried out and findings...	
i	External Examination (Give reasons if it is not carried out six monthly)	•Visual & Hammer test is found satisfactory.
ii	Internal Examination (Give reasons if it is not carried out six monthly)	NOT ACCESSIBLE
iii	Hydraulic Test (Give reasons if this is not carried out at interval of 2 years or 4 years.)	Hydraulic Testing Due is Over. Hyd Testing shall be carried out immedietly.
iv	Ultrasonic Test (Please quote number and date of the certificate issued by Chief Inspector, permitting ultrasonic test in lieu of internal examination and hydraulic test)	Ultrasonic Thickness Testing is carried out .
<b>9</b>	Safe Working Pressure calculated as per methods given in sub rule 5 (c) (ii) for sizing cylinders-	Not Applicable
<b>10</b>	Condition of Pressure Plant	
a	Vessel	O.K.
b	Piping	O.K.
<b>11</b>	Conditions of fittings and appliances	
i)	Pressure Gauges	O.K.
ii)	Safety Valves	O.K.
iii)	Stop Valve	O.K.
iv)	Reducing Valves (give reasons if not necessary)	NIL.

**FORM - 13**  
REPORT OF EXAMINATION OF PRESSURE PLANT / VESSEL / GAS HOLDER

(See Rules 65 and 73-A)

v)	Additional safety valve (required in case reducing valve is necessary)	NIL.
vi)	Other devices (please specify particularly in case of jacketed vessel)	No other devices.
vii)	Are all fittings and appliances properly maintained and in good condition, repairs if any required and period within which they should be executed.	Yes, no repairs required.
12	Safe working pressure recommended after examination (specify the allowances made for condition of working such as heat, corrosion etc.)	3.0 Kg/cm <sup>2</sup> .
13	Specify repairs if any and period within which they should be executed	NIL.
14	Specify reduced working pressure pending repairs	Not Applicable
15	Other observation /conditions subject to which the plant is to be operated	The Said Pressure Plant / Pressure vessel is to be operated and maintained under safe working condition only.

I certify that on **09-08-2023** the pressure plant / vessel described above was thoroughly cleaned and (so far as its construction permits) made accessible for thorough examination and for such tests as were necessary for thorough examination and that on the said date. I thoroughly examined this pressure vessel/Plant including its fittings and that the above is true report of my examination.

Signature of Competent Person :

Name of Competent Person	<b>MR. BHAGWAT B. TATHE</b>
Qualification	CHARTERED ENGINEER & COMPETETN PERSON BE MECH ADIS ADIFSM ASNT UT-II
Address	PLOT NO 43 44 13 SARVODAYA HO SOC N6 CIDCO AURANGABAD
Date	<b>09-08-2023</b>

## FORM - 13

## REPORT OF EXAMINATION OF PRESSURE PLANT / VESSEL / GAS HOLDER

(See Rules 65 and 73-A)

<b>1</b>	Name and address of the Factory	:	<b>M/S. Think Lean Praefab Systems Pvt.Ltd</b> H-17/2, WALUJ MIDC CHHTRAPATI SAMBHAJINAGAR, AURANGABAD-431136 AURANGABAD, AURANGABAD, 431136
<b>2</b>	Name, Description and distinctive number of Pressure Plant / Vessel / Gas Holder	:	L.P.G. Manifold Assy. Sr.no:- 01 Make:- Local Fab 2020 Cap:- 1.25" x 5Mtr. Loc:- Shop Floor
<b>3</b>	Name and address of maker	:	M/s Local Fab.
<b>4</b>	Nature of process in which it is used	:	Transfer of LPG
<b>5</b>	Particulars of Plant/Vessel-	:	
5 (a)	Date of Construction	:	1/1/2020.
5 (b)	Thickness of Walls	:	Shell : 3.4 mm. Bend : 3.2 mm.
5 (c)	Date on which it was first taken into use	:	1/1/2021.
5 (d)	Safe working pressure recommended by maker	:	10.0 Kg/cm <sup>2</sup> .
<b>5A</b>	Particulars of Plant/ Vessel/ Gas Holder	:	
a	Parts of the gas holders examined by electronics or other accurate devices or by cutting sample discs and results thereof	:	Not Applicable
b	Particulars as to the condition of:-	:	
	i) Crown	:	Not Applicable
	ii) Side sheeting including grips and cups	:	Not Applicable
	iii) Guiding mechanism (roller carriages, roller, pins, guide, ropes etc.	:	Not Applicable
	iv) Tank	:	Not Applicable
	v) Other structure, if any, columns (Framing and bracking)	:	Not Applicable
c	Particulars as to the position of the lift at the time of examination	:	Not Applicable
d	Particulars as to whether the tank and lifts were found sufficiently level for safe working	:	Not Applicable
<b>6</b>	Date of -	:	
i)	Last External Examination	:	24-07-2021
ii)	Last Internal Examination	:	NOT ACCESSIBLE
iii)	Last Hydraulic Examination	:	01-01-2020

**FORM - 13**  
**REPORT OF EXAMINATION OF PRESSURE PLANT / VESSEL / GAS HOLDER**

(See Rules 65 and 73-A)

iv)	Last Ultrasonic Test	24-07-2021
-----	----------------------	------------



<b>6A</b>	By Whom it is carried out?	MR. S.V.DESHMUKH
<b>7</b>	Whether lagging was removed for purpose of examination	N.A.
<b>8</b>	Description of examinations carried out and findings...	
i	External Examination (Give reasons if it is not carried out six monthly)	•Visual & Hammer test is found satisfactory.
ii	Internal Examination (Give reasons if it is not carried out six monthly)	NOT ACCESSIBLE
iii	Hydraulic Test (Give reasons if this is not carried out at interval of 2 years or 4 years.)	Hydraulic Testing Due is Over. Hydraulic testing shall be carried out immediately. Hyd Testing shall be carried out immediately.
iv	Ultrasonic Test (Please quote number and date of the certificate issued by Chief Inspector, permitting ultrasonic test in lieu of internal examination and hydraulic test)	Ultrasonic Thickness Testing is carried out .
<b>9</b>	Safe Working Pressure calculated as per methods given in sub rule 5 (c) (ii) for sizing cylinders-	Not Applicable
<b>10</b>	Condition of Pressure Plant	
a	Vessel	O.K.
b	Piping	O.K.
<b>11</b>	Conditions of fittings and appliances	
i)	Pressure Gauges	O.K.
ii)	Safety Valves	O.K.
iii)	Stop Valve	O.K.
iv)	Reducing Valves (give reasons if not necessary)	NIL.

**FORM - 13**  
**REPORT OF EXAMINATION OF PRESSURE PLANT / VESSEL / GAS HOLDER**

(See Rules 65 and 73-A)

v)	Additional safety valve (required in case reducing valve is necessary)	NIL.
vi)	Other devices (please specify particularly in case of jacketed vessel)	No other devices.
vii)	Are all fittings and appliances properly maintained and in good condition, repairs if any required and period within which they should be executed.	OK
12	Safe working pressure recommended after examination (specify the allowances made for condition of working such as heat, corrosion etc.)	10.0 Kg/cm <sup>2</sup> .
13	Specify repairs if any and period within which they should be executed	NIL.
14	Specify reduced working pressure pending repairs	Not Applicable
15	Other observation /conditions subject to which the plant is to be operated	The Said Pressure Plant / Pressure vessel is to be operated and maintained under safe working condition only.

I certify that on **09-08-2023** the pressure plant / vessel described above was thoroughly cleaned and (so far as its construction permits) made accessible for thorough examination and for such tests as were necessary for thorough examination and that on the said date. I thoroughly examined this pressure vessel/Plant including its fittings and that the above is true report of my examination.

Signature of Competent Person :

Name of Competent Person	<b>MR. BHAGWAT B. TATHE</b>
Qualification	CHARTERED ENGINEER & COMPETETN PERSON BE MECH ADIS ADIFSM ASNT UT-II
Address	PLOT NO 43 44 13 SARVODAYA HO SOC N6 CIDCO CHHTRAPATI SAMBHAJINAGAR, AURANGABAD (MOB:- 9404580861)
Date	<b>09-08-2023</b>

## FORM - 13

## REPORT OF EXAMINATION OF PRESSURE PLANT / VESSEL / GAS HOLDER

(See Rules 65 and 73-A)

<b>1</b>	Name and address of the Factory	:	<b>M/S. Think Lean Praefab Systems Pvt.Ltd</b> H-17/2, WALUJ MIDC CHHTRAPATI SAMBHAJINAGAR, AURANGABAD-431136 AURANGABAD, AURANGABAD, 431136
<b>2</b>	Name, Description and distinctive number of Pressure Plant / Vessel / Gas Holder	:	L.P.G. Vapour Line Assy. Sr.no:- 02 Make:- Local Fab 2020 Cap:- 1.25" x 50Mtr. Loc:- shop floor
<b>3</b>	Name and address of maker	:	M/s Local Fab.
<b>4</b>	Nature of process in which it is used	:	Transfer OF LPG/ Lpg Vapour
<b>5</b>	Particulars of Plant/Vessel-	:	
5 (a)	Date of Construction	:	1/1/2020.
5 (b)	Thickness of Walls	:	Shell : 3.4 mm. Bend : 3.2 mm.
5 (c)	Date on which it was first taken into use	:	1/1/2020.
5 (d)	Safe working pressure recommended by maker	:	3.0 Kg/cm2.
<b>5A</b>	Particulars of Plant/ Vessel/ Gas Holder	:	
a	Parts of the gas holders examined by electronics or other accurate devices or by cutting sample discs and results thereof	:	Not Applicable
b	Particulars as to the condition of:-	:	
	i) Crown	:	Not Applicable
	ii) Side sheeting including grips and cups	:	Not Applicable
	iii) Guiding mechanism (roller carriages, roller, pins, guide, ropes etc.	:	Not Applicable
	iv) Tank	:	Not Applicable
	v) Other structure, if any, columns (Framing and bracking)	:	Not Applicable
c	Particulars as to the position of the lift at the time of examination	:	Not Applicable
d	Particulars as to whether the tank and lifts were found sufficiently level for safe working	:	Not Applicable
<b>6</b>	Date of -	:	
i)	Last External Examination	:	24-07-2021
ii)	Last Internal Examination	:	NOT ACCESSIBLE
iii)	Last Hydraulic Examination	:	01-01-2020

**FORM - 13**  
REPORT OF EXAMINATION OF PRESSURE PLANT / VESSEL / GAS HOLDER

(See Rules 65 and 73-A)

iv)	Last Ultrasonic Test	24-07-2021
<b>6A</b>	By Whom it is carried out?	MR. S.V.DESHMUKH
<b>7</b>	Whether lagging was removed for purpose of examination	N.A.
<b>8</b>	Description of examinations carried out and findings...	
i	External Examination (Give reasons if it is not carried out six monthly)	●Visual & Hammer test is found satisfactory.
ii	Internal Examination (Give reasons if it is not carried out six monthly)	NOT ACCESSIBLE
iii	Hydraulic Test (Give reasons if this is not carried out at interval of 2 years or 4 years.)	Hydraulic Testing Due is Over. Hydraulic testing shall be carried out immediately. Hyd Testing shall be carried out immediately.
iv	Ultrasonic Test (Please quote number and date of the certificate issued by Chief Inspector, permitting ultrasonic test in lieu of internal examination and hydraulic test)	Ultrasonic Thickness Testing is carried out .
<b>9</b>	Safe Working Pressure calculated as per methods given in sub rule 5 (c) (ii) for sizing cylinders-	Not Applicable
<b>10</b>	Condition of Pressure Plant	
a	Vessel	O.K.
b	Piping	O.K.
<b>11</b>	Conditions of fittings and appliances	
i)	Pressure Gauges	O.K.
ii)	Safety Valves	O.K.
iii)	Stop Valve	O.K.
iv)	Reducing Valves (give reasons if not necessary)	NIL.





**FORM - 13**  
REPORT OF EXAMINATION OF PRESSURE PLANT / VESSEL / GAS HOLDER

(See Rules 65 and 73-A)

v)	Additional safety valve (required in case reducing valve is necessary)	NIL.
vi)	Other devices (please specify particularly in case of jacketed vessel)	No other devices.
vii)	Are all fittings and appliances properly maintained and in good condition, repairs if any required and period within which they should be executed.	OK
12	Safe working pressure recommended after examination (specify the allowances made for condition of working such as heat, corrosion etc.)	3.0 Kg/cm <sup>2</sup> .
13	Specify repairs if any and period within which they should be executed	NIL.
14	Specify reduced working pressure pending repairs	Not Applicable
15	Other observation /conditions subject to which the plant is to be operated	The Said Pressure Plant / Pressure vessel is to be operated and maintained under safe working condition only.

I certify that on **09-08-2023** the pressure plant / vessel described above was thoroughly cleaned and (so far as its construction permits) made accessible for thorough examination and for such tests as were necessary for thorough examination and that on the said date. I thoroughly examined this pressure vessel/Plant including its fittings and that the above is true report of my examination.

Signature of Competent Person :

Name of Competent Person	<b>MR. BHAGWAT B. TATHE</b>
Qualification	CHARTERED ENGINEER & COMPETETN PERSON BE MECH ADIS ADIFSM ASNT UT-II
Address	PLOT NO 43 44 13 SARVODAYA HO SOC N6 CIDCO CHHTRAPATI SAMBHAJINAGAR, AURANGABAD (MOB:- 9404580861)
Date	<b>09-08-2023</b>

**FORM - 13**

**REPORT OF EXAMINATION OF PRESSURE PLANT / VESSEL / GAS HOLDER**

(See Rules 65 and 73-A)

<b>1</b>	Name and address of the Factory	:	<b>M/S. Think Lean Praefab Systems Pvt.Ltd</b> H-17/2, WALUJ MIDC CHHTRAPATI SAMBHAJINAGAR, AURANGABAD-431136 AURANGABAD, AURANGABAD, 431136
<b>2</b>	Name, Description and distinctive number of Pressure Plant / Vessel / Gas Holder	:	Air Comp. Receiver Assy. Sr.no:- GK-03 Make:- Ingersoll,2018 Cap:- 225 Loc:- Shop Floor
<b>3</b>	Name and address of maker	:	M/s Ingersoll Rand.
<b>4</b>	Nature of process in which it is used	:	Used for storage & transfer of Compressed air up to consumption point.
<b>5</b>	Particulars of Plant/Vessel-	:	
5 (a)	Date of Construction	:	1/1/2018.
5 (b)	Thickness of Walls	:	Shell : 5.0 mm. Dish : 5.0 mm.
5 (c)	Date on which it was first taken into use	:	1/1/2019.
5 (d)	Safe working pressure recommended by maker	:	12.30 Kg/cm <sup>2</sup> .
<b>5A</b>	Particulars of Plant/ Vessel/ Gas Holder	:	
a	Parts of the gas holders examined by electronics or other accurate devices or by cutting sample discs and results thereof	:	Not Applicable
b	Particulars as to the condition of:-	:	
	i) Crown	:	Not Applicable
	ii) Side sheeting including grips and cups	:	Not Applicable
	iii) Guiding mechanism (roller carriages, roller, pins, guide, ropes etc.	:	Not Applicable
	iv) Tank	:	Not Applicable
	v) Other structure, if any, columns (Framing and bracking)	:	Not Applicable
c	Particulars as to the position of the lift at the time of examination	:	Not Applicable
d	Particulars as to whether the tank and lifts were found sufficiently level for safe working	:	Not Applicable
<b>6</b>	Date of -	:	
i)	Last External Examination	:	24-07-2021
ii)	Last Internal Examination	:	NOT ACCESSIBLE
iii)	Last Hydraulic Examination	:	01-01-2018

**FORM - 13**  
**REPORT OF EXAMINATION OF PRESSURE PLANT / VESSEL / GAS HOLDER**

(See Rules 65 and 73-A)



iv)	Last Ultrasonic Test	24-07-2021
<b>6A</b>	By Whom it is carried out?	MR. S.V.DESHMUKH
<b>7</b>	Whether lagging was removed for purpose of examination	N.A.
<b>8</b>	Description of examinations carried out and findings...	
i	External Examination (Give reasons if it is not carried out six monthly)	•Visual & Hammer test is found satisfactory.
ii	Internal Examination (Give reasons if it is not carried out six monthly)	NOT ACCESSIBLE
iii	Hydraulic Test (Give reasons if this is not carried out at interval of 2 years or 4 years.)	Hydraulic Testing Due is Over. Hydraulic testing shall be carried out immediately. Hyd Testing shall be carried out immediately.
iv	Ultrasonic Test (Please quote number and date of the certificate issued by Chief Inspector, permitting ultrasonic test in lieu of internal examination and hydraulic test)	Ultrasonic Thickness Testing is carried out .
<b>9</b>	Safe Working Pressure calculated as per methods given in sub rule 5 (c) (ii) for sizing cylinders-	Not Applicable
<b>10</b>	Condition of Pressure Plant	
a	Vessel	O.K.
b	Piping	O.K.
<b>11</b>	Conditions of fittings and appliances	
i)	Pressure Gauges	O.K.
ii)	Safety Valves	O.K.
iii)	Stop Valve	O.K.
iv)	Reducing Valves (give reasons if not necessary)	NIL.

**FORM - 13**  
REPORT OF EXAMINATION OF PRESSURE PLANT / VESSEL / GAS HOLDER

(See Rules 65 and 73-A)

v)	Additional safety valve (required in case reducing valve is necessary)	NIL.
vi)	Other devices (please specify particularly in case of jacketed vessel)	No other devices.
vii)	Are all fittings and appliances properly maintained and in good condition, repairs if any required and period within which they should be executed.	OK
12	Safe working pressure recommended after examination (specify the allowances made for condition of working such as heat, corrosion etc.)	12.30 Kg/cm <sup>2</sup> .
13	Specify repairs if any and period within which they should be executed	NIL.
14	Specify reduced working pressure pending repairs	Not Applicable
15	Other observation /conditions subject to which the plant is to be operated	The Said Pressure Plant / Pressure vessel is to be operated and maintained under safe working condition only.

I certify that on **09-08-2023** the pressure plant / vessel described above was thoroughly cleaned and (so far as its construction permits) made accessible for thorough examination and for such tests as were necessary for thorough examination and that on the said date. I thoroughly examined this pressure vessel/Plant including its fittings and that the above is true report of my examination.

Signature of Competent Person :

Name of Competent Person	<b>MR. BHAGWAT B. TATHE</b>
Qualification	CHARTERED ENGINEER & COMPETETN PERSON BE MECH ADIS ADIFSM ASNT UT-II
Address	PLOT NO 43 44 13 SARVODAYA HO SOC N6 CIDCO CHHTRAPATI SAMBHAJINAGAR, AURANGABAD (MOB:- 9404580861)
Date	<b>09-08-2023</b>

**FORM - 13**

**REPORT OF EXAMINATION OF PRESSURE PLANT / VESSEL / GAS HOLDER**

(See Rules 65 and 73-A)

<b>1</b>	Name and address of the Factory	:	<b>M/S. Think Lean Praefab Systems Pvt.Ltd</b> H-17/2, WALUJ MIDC CHHTRAPATI SAMBHAJINAGAR, AURANGABAD-431136 AURANGABAD, AURANGABAD, 431136
<b>2</b>	Name, Description and distinctive number of Pressure Plant / Vessel / Gas Holder	:	N2 Gas Manifold. Sr.no:- 01 Make:- Local Fab 2022 Cap:- 3/4" x 5Mtr. Loc:- Shop Floor
<b>3</b>	Name and address of maker	:	M/s Local Fabricated.
<b>4</b>	Nature of process in which it is used	:	Transfer of N2
<b>5</b>	Particulars of Plant/Vessel-	:	
5 (a)	Date of Construction	:	1/1/2022.
5 (b)	Thickness of Walls	:	Shell : 4.0 mm.
5 (c)	Date on which it was first taken into use	:	1/1/2022.
5 (d)	Safe working pressure recommended by maker	:	10.0 Kg/cm2.
<b>5A</b>	Particulars of Plant/ Vessel/ Gas Holder	:	
a	Parts of the gas holders examined by electronics or other accurate devices or by cutting sample discs and results thereof	:	Not Applicable
b	Particulars as to the condition of:-	:	
	i) Crown	:	Not Applicable
	ii) Side sheeting including grips and cups	:	Not Applicable
	iii) Guiding mechanism (roller carriages, roller, pins, guide, ropes etc.	:	Not Applicable
	iv) Tank	:	Not Applicable
	v) Other structure, if any, columns (Framing and bracking)	:	Not Applicable
C	Particulars as to the position of the lift at the time of examination	:	Not Applicable
d	Particulars as to whether the tank and lifts were found sufficiently level for safe working	:	Not Applicable
<b>6</b>	Date of -	:	
i)	Last External Examination	:	24-07-2021
ii)	Last Internal Examination	:	NOT ACCESSIBLE
iii)	Last Hydraulic Examination	:	01-01-2022

**FORM - 13**  
REPORT OF EXAMINATION OF PRESSURE PLANT / VESSEL / GAS HOLDER

(See Rules 65 and 73-A)



iv)	Last Ultrasonic Test	24-07-2021
<b>6A</b>	By Whom it is carried out?	MR. S.V.DESHMUKH
<b>7</b>	Whether lagging was removed for purpose of examination	N.A.
<b>8</b>	Description of examinations carried out and findings...	
i	External Examination (Give reasons if it is not carried out six monthly)	•Visual & Hammer test is found satisfactory.
ii	Internal Examination (Give reasons if it is not carried out six monthly)	NOT ACCESSIBLE
iii	Hydraulic Test (Give reasons if this is not carried out at interval of 2 years or 4 years.)	Hydraulic Testing Due is Over. Hydraulic testing shall be carried out immediately. Hyd Testing shall be carried out immediately.
iv	Ultrasonic Test (Please quote number and date of the certificate issued by Chief Inspector, permitting ultrasonic test in lieu of internal examination and hydraulic test)	Ultrasonic Thickness Testing is carried out .
<b>9</b>	Safe Working Pressure calculated as per methods given in sub rule 5 (c) (ii) for sizing cylinders-	Not Applicable
<b>10</b>	Condition of Pressure Plant	
a	Vessel	O.K.
b	Piping	O.K.
<b>11</b>	Conditions of fittings and appliances	
i)	Pressure Gauges	O.K.
ii)	Safety Valves	O.K.
iii)	Stop Valve	O.K.
iv)	Reducing Valves (give reasons if not necessary)	NIL.

**FORM - 13**  
REPORT OF EXAMINATION OF PRESSURE PLANT / VESSEL / GAS HOLDER

(See Rules 65 and 73-A)

v)	Additional safety valve (required in case reducing valve is necessary)	NIL.
vi)	Other devices (please specify particularly in case of jacketed vessel)	No other devices.
vii)	Are all fittings and appliances properly maintained and in good condition, repairs if any required and period within which they should be executed.	OK
12	Safe working pressure recommended after examination (specify the allowances made for condition of working such as heat, corrosion etc.)	10.0 Kg/cm <sup>2</sup> .
13	Specify repairs if any and period within which they should be executed	NIL.
14	Specify reduced working pressure pending repairs	Not Applicable
15	Other observation /conditions subject to which the plant is to be operated	The Said Pressure Plant / Pressure vessel is to be operated and maintained under safe working condition only.

I certify that on **09-08-2023** the pressure plant / vessel described above was thoroughly cleaned and (so far as its construction permits) made accessible for thorough examination and for such tests as were necessary for thorough examination and that on the said date. I thoroughly examined this pressure vessel/Plant including its fittings and that the above is true report of my examination.

Signature of Competent Person :

Name of Competent Person	<b>MR. BHAGWAT B. TATHE</b>
Qualification	CHARTERED ENGINEER & COMPETETN PERSON BE MECH ADIS ADIFSM ASNT UT-II
Address	PLOT NO 43 44 13 SARVODAYA HO SOC N6 CIDCO CHHTRAPATI SAMBHAJINAGAR, AURANGABAD (MOB:- 9404580861)
Date	<b>09-08-2023</b>