

VIBRANT NDT SERVICES PRIVATE LIMITED

Registered Office At :- Plot No. SP 4 and 5, 5th Lane, 1 Main Road,

Ambattur Industrial Estate, Ambattur Chennai 600058

BALANCE SHEET AS ON 31ST MARCH, 2023


Particulars	Note No.	Figures as at the end of current reporting period Rs.	Figures as at the end of previous reporting Period Rs.
A EQUITY AND LIABILITIES			
1 Shareholders' funds			
(a) Share capital	1	40,00,000	40,00,000
(b) Reserves and surplus	2	3,65,66,004	3,03,74,673
(b) Money Received against share warrents		-	-
2 Share application money pending allotments			
		-	-
3 Non-current liabilities			
(a) Long-term borrowings	3.	5,05,86,232	6,26,39,007
(b) Deferred tax liabilities (net)		-	-
(c) Other Long Term Liabilities		-	-
(d) Long term provision		-	-
4 Current liabilities			
(a) Short Term Borrowings	4	1,38,85,935	1,47,10,078
(b) Trade payables	5	81,95,227	32,71,774
(c) Other current liabilities	6	30,51,928	36,30,806
(d) Short-term provisions	7	47,87,584	43,42,308
TOTAL		12,10,72,910	12,29,68,646
B ASSETS			
1 Non-current assets			
(a) (i) Property, Plant and Equipment	8	7,93,84,020	8,30,76,630
(ii) Intangible assets		-	-
(iii) Capital Work in progress		-	-
(iv) Intangible Assets under Development		-	-
(b) Non-current investments		-	-
(c) Deferred Tax Assets		3,56,565	2,63,923
(d) Long term loans and Advances	9	-	40,63,801
(e) Other Non Current Assets		-	-
2 Current assets			
(a) Current Investments		-	-
(b) Inventories		-	-
(c) Trade receivables	10	3,06,69,815	2,53,87,302
(d) Cash and cash equivalents	11	1,02,443	41,070
(e) Short-term loans and advances	12	77,10,288	77,44,648
(f) Other Current Assets	13	28,49,778	23,91,272
TOTAL		12,10,72,910	12,29,68,646

See accompanying notes forming part of the financial statements

In terms of our report attached.

For G P D B & CO.,
Chartered Accountants
FRN 0009084S

G Prabakaran
G Prabakaran
Partner, M.No.208580
Place: Chennai
Date:04/09/2023
UDIN:-23208580BGWTUJ4713



For Vibrant Ndt Services Private Limited

P. Jayakandan
P.JAYAKANDAN
(MANAGING DIRECTOR)
DIN:06576563

J. Gomathi
J.GOMATHI
(DIRECTOR)
DIN:06576556

VIBRANT NDT SERVICES PRIVATE LIMITED

Registered Office At :- Plot No. SP 4 and 5, 5th Lane, 1 Main Road,
Ambattur Industrial Estate, Ambattur Chennai 600058

STATEMENT OF PROFIT AND LOSS ACCOUNT FOR THE YEAR ENDED 31st MARCH 2023

Particulars	Note No.	Figures for the current reporting period	Figures for the previous reporting period
		Rs.	Rs.
I Revenue from operations (gross)	14	8,32,36,077	6,78,39,188
Less: Excise Duty			
Revenue from operations (net)		8,32,36,077	6,78,39,188
II Other Income	15	42,227	77,369
III Total Income (I+II)		8,32,78,304	6,79,16,557
IV Expenses			
(a) Cost of materials consumed		-	-
(b) Purchase of Stock in Trade	16	1,57,61,693	1,40,54,894
(c) Changes in inventories of finished goods, work-in-progress and stock-in-trade		-	-
(d) Employee benefits expenses	17	1,96,94,892	1,80,69,215
(e) Finance costs	18	74,73,677	73,85,885
(f) Depreciation and amortisation expenses	8	53,24,582	54,28,862
(g) Other expenses	19	2,66,52,708	1,67,52,793
Total Expenses		7,49,07,553	6,16,91,649
V Profit before exceptional and extraordinary item and tax		83,70,751	62,24,908
VI Exceptional Items		-	-
VII Profit before extraordinary item and tax		83,70,751	62,24,908
VIII Extraordinary Items		-	-
IX Profit before Tax		83,70,751	62,24,908
X Tax Expense:			
(a) Current tax expense		22,69,039	18,82,398
(b) Deferred tax		(92,643)	(2,63,922)
XI Profit / (Loss) for the period from continuing operations		61,94,355	46,06,432
XII Profit / (Loss) from discontinuing operations		-	-
XIII Tax from discontinuing operations		-	-
XIV Profit/ (Loss) from discontinuing operations		-	-
XV Profit / (Loss) for the Period		61,94,355	46,06,432
XVI Earning per equity share:			
(1) Basic		15.49	11.52
(2) Diluted		15.49	11.52

In terms of our report attached.

For G P D B & CO.,
Chartered Accountants
FRN 00090845

G Prabakaran
G Prabakaran
Partner, M.No.208580
Place: Chennai
Date:04/09/2023
UDIN:-23208580BGWTUJ4713



For Vibrant Ndt Services Private Limited

P. Jayakandan
P.JAYAKANDAN
(MANAGING DIRECTOR)
DIN:06576563

J. Gomathi
J.GOMATHI
(DIRECTOR)
DIN:06576556

VIBRANT NDT SERVICES PRIVATE LIMITED
NOTES ANNEXED TO AND FORMING PART OF THE BALANCE SHEET

Note 1 SHARE CAPITAL

Particulars	Figures as at the end of current reporting period		Figures as at the end of previous reporting Period	
	Number of shares	Rs.	Number of shares	Rs.
(a) Authorised 4,00,000 Equity shares of Rs. 10 /- each with voting rights	4,00,000	40,00,000	4,00,000	40,00,000
(b) Issued. Subscribed and Paid up 4,00,000 Equity shares of Rs.10 each with voting rights	4,00,000	40,00,000	4,00,000	40,00,000
Total	4,00,000	40,00,000	4,00,000	40,00,000

List of Shareholders holding more than 5% share capital

Name of Shareholders	No. of Shares	%	Value/Share	Total Value
P Jayakandan	2,32,000	58%	10	23,20,000
J Gomathi	1,68,000	42%	10	16,80,000
TOTAL	4,00,000	100%		40,00,000

NOTE 1A. SHARES HELD BY PROMOTORS


Current Reporting Period			
Promotor's Name	No of shares	% of total shares	% Change during the year
P Jayakandan	2,32,000	50%	NO CHANGE
J Gomathi	1,68,000	42%	
	4,00,000	100%	
Previous reporting Period			
Promotor's Name	No of shares	% of total shares	% Change during the year
P Jayakandan	1,68,000	50%	NO CHANGE
J Gomathi	1,68,000	42%	
	4,00,000	92%	


NOTE- 1B. STATEMENTS OF CHANGES IN EQUITY

Current Reporting Period				
Balance at the beginning of the current reporting period	Changes in Equity Share Capital due to prior period error	Related Balance at the beginning of	Changes in Equity Share Capital during	Balance at the end of the current reporting period
40,00,000	-	-	-	40,00,000
Previous reporting Period				
Balance at the beginning of the previous reporting period	Changes in Equity Share Capital due to prior period error	Related Balance at the beginning of the previous reporting period	Changes in Equity Share Capital during the previous year	Balance at the end of the previous reporting period
40,00,000	-	-	-	40,00,000

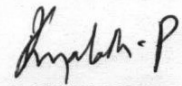
In terms of our report attached.

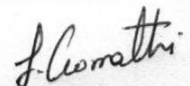
For G P D B & CO.,
Chartered Accountants


Partner, M.No.208540
Place: Chennai
Date:04/09/2023



For Vibrant Ndt Services Private Limited


P.JAYAKANDAN
(MANAGING DIRECTOR)
DIN:06576563


J.GOMATHI
(DIRECTOR)
DIN:06576556

VIBRANT NDT SERVICES PRIVATE LIMITED
NOTES ANNEXED TO AND FORMING PART OF THE BALANCE SHEET

Note 2 RESERVES AND SURPLUS

Particulars	Figures as at the end of current reporting period	Figures as at the end of previous reporting Period
	Rs.	Rs.
(A) Securities premium account		
Opening balance	-	-
Closing balance	-	-
(B) Surplus / (Deficit) in Statement of Profit and Loss		
Opening balance	3,03,74,673	2,57,68,240
Add: Profit / (Loss) for the year	61,94,355	46,06,432
	3,65,69,028	3,03,74,673
Less:- Income tax	3,024	-
Closing balance	3,65,66,004	3,03,74,673
Total	3,65,66,004	3,03,74,673

Note 3 LONG TERM BORROWINGS

Particulars	Figures as at the end of current reporting period	Figures as at the end of previous reporting Period
	Rs.	Rs.
<u>SECURED LOANS</u>		
<u>Term Loans</u>		
- from Banks	4,51,57,863	5,62,21,771
- from NBFCs	54,28,369	64,17,236
<u>UNSECURED LOANS</u>		
- Loans and advances from related parties	-	-
- Others	-	-
TOTAL	5,05,86,232	6,26,39,007

Note 4 SHORT TERM BORROWINGS

Particulars	Figures as at the end of current reporting period	Figures as at the end of previous reporting Period
	Rs.	Rs.
<u>SECURED LOANS</u>		
Cash Credit A/c - SIB	1,38,85,935	1,47,10,078
TOTAL	1,38,85,935	1,47,10,078

Note 5 TRADE PAYABLES

Particulars	Figures as at the end of current reporting period	Figures as at the end of previous reporting Period
	Rs.	Rs.
Creditors for Supplies		
Dues to MSME	-	-
Dues to OTHERS	81,95,227	32,71,774
TOTAL	81,95,227	32,71,774

Note 6 OTHER CURRENT LIABILITIES


Particulars	Figures as at the end of current reporting period	Figures as at the end of previous reporting Period
	Rs.	Rs.
Rental Advances	10,47,000	13,00,100
Advances From Customers	10,38,878	13,72,064
Outstanding Exp	9,66,050	9,58,642
Total	30,51,928	36,30,806



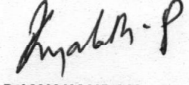
Note 7 SHORT TERM PROVISIONS

Particulars	Figures as at the end of	Figures as at the end of
	current reporting period	previous reporting Period
	Rs.	Rs.
(a) Provision for employee benefits		
Salary Payable	11,71,708	8,15,197
EPF Payable	1,16,074	58,461
ESI Payable	13,937	16,237
(b) Provision - for TAX		
Provision for Income Tax	22,69,039	18,82,398
TDS Payable	2,58,214	1,15,295
(c) Provision - Others		
GST Payable	8,63,612	13,19,720
Audit Fees Payable	95,000	1,35,000
Total	47,87,584	43,42,308

In terms of our report attached.

For G P D B & CO.,
Chartered Accountants
G Prabakaran
Partner, M.No.208580
Place: Chennai
Date:04/09/2023

For Vibrant Ndt Services Private Limited


P.JAYAKANDAN
(MANAGING DIRECTOR)
DIN:06576563
J.GOMATHI
(DIRECTOR)
DIN:06576556

VIBRANT NDT SERVICES PRIVATE LIMITED

NOTES ANNEXED TO AND FORMING PART OF THE BALANCE SHEET

Note 9 LONG TERM LOANS AND ADVANCES

Particulars	Figures as at the end of current reporting period	Figures as at the end of previous reporting Period
	Rs.	Rs.
Unsecured, considered good		
Advances recoverable in Cash or in Kind	-	40,63,801
Loans and advances to employees	-	
Total	-	40,63,801

Note 10 TRADE RECEIVABLES

Particulars	Figures as at the end of current reporting period	Figures as at the end of previous reporting Period
	Rs.	Rs.
Unsecured, considered good		
Outstanding for a period exceeding six months	-	-
Others	3,06,69,815	2,53,87,302
Total	3,06,69,815	2,53,87,302

Note 11 CASH AND CASH EQUIVALENTS

Particulars	Figures as at the end of current reporting period	Figures as at the end of previous reporting Period
	Rs.	Rs.
A) Cash In Hand	1,02,443	41,070
B) Bank Balance	-	-
Total	1,02,443	41,070

Note 12 SHORT TERM LOANS AND ADVANCES


Particulars	Figures as at the end of current reporting period	Figures as at the end of previous reporting Period
	Rs.	Rs.
Deposits	1,50,000	10,36,276
Rental Advances	5,10,000	4,94,000
Other Loans and Advances	70,50,288	62,14,372
Total	77,10,288	77,44,648

Note 13 OTHER CURRENT ASSETS

Particulars	Figures as at the end of current reporting period	Figures as at the end of previous reporting Period
	Rs.	Rs.
IT Refundable	2,03,012	2,03,012
GST ITC	55,225	38,193
TDS/TCS Receivables	25,91,541	21,50,067
Total	28,49,778	23,91,272

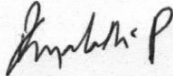
In terms of our report attached.

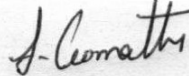
For G P D B & CO.,
Chartered Accountants.


G Prabakaran
Partner, M.No.208580
Place: Chennai
Date:04/09/2023



For Vibrant Ndt Services Private Limited


P.JAYAKANDAN
(MANAGING DIRECTOR)
DIN:06576563


J.GOMATHI
(DIRECTOR)
DIN:06576556

Note 14 REVENUE FROM OPERATIONS		
Particulars	Figures for the current reporting period	Figures for the previous reporting period
	Rs.	Rs.
Sales Revenue	1,98,21,129	1,94,34,598
Services Revenue	6,34,14,948	4,84,04,590
Total - Revenue	8,32,36,077	6,78,39,188

Note 15 OTHER INCOME		
Particulars	Figures for the current reporting period	Figures for the previous reporting period
	Rs.	Rs.
Other income	21,473	2,470
Interest Income	13,237	4,425
Duty Draw Back	7,517	-
Tds Refund Interest	-	70,474
Commission Income	-	-
Total	42,227	77,369

Note 16 Purchase of Stock in Trade		
Particulars	Figures for the current reporting period	Figures for the previous reporting period
	Rs.	Rs.
Purchase of Goods and Consumables	1,57,61,693	1,40,54,894
Total	1,57,61,693	1,40,54,894

Note 17 EMPLOYEE BENEFIT EXPENSES		
Particulars	Figures for the current reporting period	Figures for the previous reporting period
	Rs.	Rs.
Salaries and wages	1,38,02,301	1,20,34,269
Director Remuneration	30,76,000	24,00,000
Contribution to Provident Fund	7,23,124	6,76,076
Contribution to ESIC	2,17,711	2,16,918
Workers and Staff Welfare	18,75,756	27,41,952
Total	1,96,94,892	1,80,69,215

Note 18 FINANCE COST		
Particulars	Figures for the current reporting period	Figures for the previous reporting period
	Rs.	Rs.
Interest Expense	72,79,766	70,25,770
Bank Charges	60,404	91,442
Other Charges	1,33,507	2,68,673
Total	74,73,677	73,85,885

In terms of our report attached.

For G P D B & CO.,
Chartered Accountants

G Prabakaran
G Prabakaran
Partner, M.No.208580
Place: Chennai
Date:04/09/2023



VIBRANT NDT SERVICES PRIVATE LIMITED

P. Jayakandan
P.JAYAKANDAN
(MANAGING DIRECTOR)
DIN:06576563

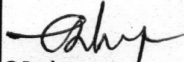
J. Gomathi
J.GOMATHI
(DIRECTOR)
DIN:06576556

Note 19 OTHER EXPENSES

Particulars	Figures for the current reporting period	Figures for the previous reporting period
	Rs.	Rs.
A).Direct Exp		
Job Work Charges	1,13,54,493	34,31,431
Electricity Charges	20,73,425	13,04,792
Machine Rental Charges	16,56,600	8,68,000
Site Exp	15,02,239	25,13,248
Machinery maintenance	13,07,436	4,53,884
Consumables	6,43,434	7,53,023
Security Charges	2,91,520	1,42,103
Freight	2,85,167	93,708
Customs Duty Paid	1,17,390	94,678
Loading & Unloading Exp	1,06,032	86,210
Other Exp	38,470	-
Cutting Charges	13,604	12,685
Total (A)	1,93,89,810	97,53,762
B).Indirect Exp		
Administrative Exp		
Travel & Conveyance	21,91,678	15,75,781
Bad debts	16,45,086	20,045
office maintenance	9,54,228	3,96,360
Rent	4,50,000	12,56,250
Vehicle Maintenance	4,36,392	8,96,175
Repairs and Maintenance	2,58,220	4,24,049
Insurance	1,87,106	1,83,539
Rates and Taxes	1,70,420	2,21,598
Telephone charges	1,60,936	1,69,885
Postages and couriers	1,42,242	2,04,146
Printing and Stationery	1,30,100	1,79,076
Professional Charges	1,21,400	5,74,050
General Expenses	1,19,768	3,69,498
Business Promotion Exp	1,15,000	-
Loss on Exchange rate fluctuation	63,019	3,78,733
Advertisement Charges	15,595	33,267
Website Maintenance	6,708	41,579
Payment to Auditors		
- Statutory Auditor	80,000	60,000
- Tax Auditor	15,000	15,000
Total (B)	72,62,898	69,99,031
Total (A+B)	2,66,52,708	1,67,52,793

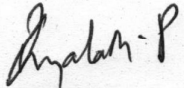
In terms of our report attached.

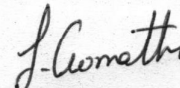
For G P D B & CO.,
Chartered Accountants


G Prabakaran
Partner, M.No/208580
Place: Chennai
Date:04/09/2023



VIBRANT NDT SERVICES PRIVATE LIMITED


P.JAYAKANDAN
(MANAGING DIRECTOR)
DIN:06576563


J.GOMATHI
(DIRECTOR)
DIN:06576556

Note - 8

VIBRANT NDT SERVICES PRIVATE LIMITED																					
STATEMENT OF FIXED ASSETS, AS ON 31 ST MARCH 2023																					
PARTICULARS	RATE OF DEPRECIATION	GROSS BLOCK						DEPRECIATION			NET -- BLOCK										
		WDV AS ON	ADDITIONS	ADDITIONS	SALE	GROSS BLOCK	UP TO	FOR THE YEAR		TOTAL DEP	AS ON	AS ON									
		01/04/2022	Before 30.09.2022	From 01.10.2022	during the year	31.3.2023	01.04.2022	Dep on Op WDV	Dep on Additions		31.03.2023	31.03.2022									
Tangible Assets:																					
Plant and Machinery	18.10%	2,80,80,795	5,31,093	5,20,532		2,91,32,420	46,05,084	42,49,104	61,994	89,16,181	2,02,16,239	2,34,75,711									
Vehicles	31.23%	24,73,055	-	-		24,73,055	5,96,902	5,85,923	-	11,82,825	12,90,230	18,76,153									
Air Conditioners	25.89%	7,06,608	3,84,481	-		10,91,089	23,051	1,76,973	91,463	2,91,487	7,99,602	6,83,557									
Computer and Accessories	63.16%	2,96,741	-	-		2,96,741	1,31,274	1,04,509	-	2,35,783	60,958	1,65,467									
Furniture and fittings	25.89%	2,80,224	-	40,000		3,20,224	72,550	53,767	851	1,27,168	1,93,057	2,07,674									
Land & Buildings		5,66,68,069	70,000	85,865		5,68,23,934	-	-	-	-	5,68,23,934	5,66,68,069									
TOTAL		8,85,05,492	9,85,574	6,46,397		9,01,37,463	54,28,862	51,70,275	1,54,308	1,07,53,444	7,93,84,020	8,30,76,630									
PREVIOUS YEAR		8,03,95,885	34,03,487	47,06,120		8,85,05,492	-	46,53,070	7,75,791	54,28,862	8,30,76,630	8,03,95,885									

As per our report of even date attached

For G P D B & CO.,
Chartered Accountants

G Prabhakaran
G Prabhakaran
Partner, M.No. 208580
Place: Chennai
Date: 04/09/2023



For Vibrant Ndt Services Private Limited

P. Jayakandan
P. JAYAKANDAN
(MANAGING DIRECTOR)
DIN: 06576563

J. Gomathi
J. GOMATHI
(DIRECTOR)
DIN: 06576556

Note:-9

VIBRANT NDT SERVICES PRIVATE LIMITED

Particulars of Depreciation allowable as per the Income Tax Act, 1961 in respect of each asset or block of asset as the case may be.

SL. NO.	PARTICULARS	RATE OF DEP.	Addition during the year		Deductions during the year	TOTAL AMOUNT	Depreciation allowable	WDV as on 31.03.2023
			More than 180 days	Less than 180 days				
1	PLANT & MACHINERY	15%	5,31,093	5,20,532	-	2,91,32,420	43,30,823.10	2,48,01,597
2	VEHICLES	15%	-	24,73,055	-	24,73,055	3,70,958.25	21,02,097
3	AIR CONDITIONERS	15%	3,84,481	-	-	10,91,089	1,63,663.35	9,27,426
4	COMPUTERS AND ACCESSORIES	40%	-	-	-	2,96,741	1,18,696	1,78,045
5	FURNITURES AND FIXTURES	10%	-	40,000	-	3,20,224	30,022	2,90,202
6	LAND AND BUILDING	0%	70,000	85,865	-	5,68,23,934	-	5,68,23,934
Current Year Total :-			9,85,574	6,46,397	-	9,01,37,463	50,14,164	8,51,23,300

As per our report of even date attached

For G P D B & CO.,

Chartered Accountants



G Prabagarin

G Prabagarin

Partner, M.No.208580

Place: Chennai

Date:04/09/2023

For Vibrant Ndt Services Private Limited

P. Jayakandan

P. JAYAKANDAN

(MANAGING DIRECTOR)

DIN:06576563

J. Gomathi

J. GOMATHI

(DIRECTOR)

DIN:06576556