

Jalaram Industries

Trading and Profit & Loss Account for the year ended 31<sup>st</sup> March 2023

		Rs			Rs
o <u>Opening stock</u>			By <u>Sales Accounts</u>		
Stock in Hand		6,14,719.00	Sales-Gst	38,03,187.05	
			Sales Gst @12%	38,61,235.00	
<u>Purchase Accounts</u>			Sales Gst @18%	1,11,65,229.00	
Purchase Freight	1,28,000.00		Sales Net Igst @ 18%	69,27,622.80	
Purchase-Gst	20,63,206.48		Sales Oms Transportation	3,49,850.00	
Purchase Gst @12%	11,78,208.20		Sales Transportation	89,400.00	2,61,96,523.85
Purchase Gst @18%	97,15,441.45				
Purchase Gst @28%	15,003.12				
Purchase Gst @3%	59,416.00		<u>Closing stock</u>		
Purchase Gst @5%	1,24,410.00		Stock in Hand		7,28,633.00
Purchase Labour Charges	3,93,647.16				
Purchase Net Igst @18%	7,78,008.50	1,44,55,340.91			
<u>Direct Expenses</u>					
Electricity Charges	2,76,130.00				
Salary & Wages	32,62,272.00				
Transportation	6,76,175.00	42,14,577.00			
<b>Gross profit c/d</b>		<b>76,40,519.94</b>			
		<b>2,69,25,156.85</b>			<b>2,69,25,156.85</b>
o Accounting Charges		91,800.00	By <b>Gross profit b/d</b>		76,40,519.94
Advertising Exp.		5,000.00			
Audit Fees		15,000.00			
Bank Charges		24,845.78			
Bank Interest		2,87,946.00			
Business Promotion		15,522.00			
CGST Interest		7,243.00			
CGST Paid		4,88,087.00			
Consulting Charges		3,25,000.00			
Conveyance		60,257.00			
Depreciation		1,03,011.00			
Diwali Bonus		1,72,000.00			
GST Late Fees		3,650.00			
IGST Interest		558.00			
IGST Paid		6,80,360.00			
Inspection Charges		10,934.00			
Insurance Charges		28,766.00			
Interest on Loan		4,46,570.00			
Interest to Partner		2,76,150.00			
Internet Expenses		3,628.00			
Labour Charges		55,456.00			
Licence Fees		70,252.80			
Medical Expenses		1,58,794.98			
Misc Expenses		24,763.00			
Mobile Expenses		49,016.00			
Office Expense		26,840.00			
Postage & Courier		15,377.00			
Printing & Stationery		8,021.00			
PTRC Paid		37,725.00			
Rebate & Discount		20,367.21			
Remneration to Partners		11,85,544.00			
Repair & Maintenance		1,39,378.00			
SGST Interest		7,020.00			
SGST Paid		4,98,823.00			
Society Charges		74,863.00			
Staff Welfare		1,84,588.40			
Stores & Spares		5,75,967.00			

CERTIFIED TRUE COPY



TDS Interest	2,110.00		
Telephone Expenses	10,212.00		
Tours & Travelling	1,80,295.00		
Vehicle Expenses	5,96,097.82		
Water Bill for Murbad	26,240.18		
Workers insurance	6,077.29		
<b>Net profit c/d</b>	<b>6,40,363.48</b>		
	<b>76,40,519.94</b>		<b>76,40,519.94</b>
By Mr. Jaswant I. Panchal	3,20,181.74	By Net profit b/d	6,40,363.48
Mr. Ramesh I. Panchal	3,20,181.74		
	<b>6,40,363.48</b>		<b>6,40,363.48</b>


As per Audit Report of even data attached

DR PADMAKAR WADYEKAR  
CHARTERED ACCOUNTANTS

FOR JALARAM INDUSTRIES



DR. PADMAKAR WADYEKAR  
PROPRIETOR  
Membership No. 101459  
Firm Registration No. 116861W  
DATE : 30/08/2023



MR. JASWANT I. PANCHAL  
PARTNERS

MR. RAMESH I. PANCHAL  
PARTNERS

DATE : 30/08/2023

**Jalaram Industries**

**Balance Sheet as at 31<sup>st</sup> March 2023**


Liabilities	Sch.	Rs	Assets	Sch.	Rs
<b>Partner's Capital</b>	<b>B1</b>		<b>Fixed Assets</b>	<b>B6</b>	83,19,318.00
<b>Mr. Jaswant I. Panchal</b>			<b>Investments</b>		
Opening Balance		14,64,410.22	Axis Mutual Fund		9,70,000.00
Add : Remuneration		5,92,772.00	Bsl Frontline Equality Fund		4,85,000.00
Add : Interest on Capital		1,24,764.00	Hdfc Mutual Fund		9,55,000.00
Add : Net Profit		3,20,181.74			
		25,02,127.96			24,10,000.00
Less : T.D.S. Received		40,153.00			
Less : Drawings		10,67,745.61			
		13,94,229.35			
<b>Mr. Ramesh I. Panchal</b>			<b>Current Assets</b>		
Opening Balance		14,50,554.51	Stock-in-Hand	<b>B7</b>	7,28,633.00
Add : Remuneration		5,92,772.00	Deposits (Asset)	<b>B8</b>	37,006.00
Add : Interest on Capital		1,51,386.00	Loans & Advances (Asset)	<b>B9</b>	7,52,866.15
Add : Net Profit		3,20,181.74	Sundry Debtors	<b>B10</b>	26,11,736.84
		25,14,894.25	Bank Accounts	<b>B11</b>	4,959.00
Less : T.D.S. Received		40,153.00	Cash-in-Hand	<b>B12</b>	32,803.71
Less : Drawings		10,53,614.00			41,68,004.71
		14,21,127.25			
<b>Loans (Liability)</b>					
Bank OD A/c	<b>B2</b>	27,07,418.06			
<b>Secured Loans</b>	<b>B3</b>	52,70,956.00			79,78,374.06
<b>Current Liabilities</b>					
Provisions	<b>B4</b>	1,72,497.00			
Sundry Creditors	<b>B5</b>	39,31,095.07			41,03,592.07
		<b>1,48,97,322.73</b>			<b>1,48,97,322.73</b>

As per Audit Report of even data attached

FOR PADMAKAR WADYEKAR  
CHARTERED ACCOUNTANTS

FOR JALARAM INDUSTRIES

MR. PADMAKAR WADYEKAR  
ROPRIETOR  
Membership No. 101459  
firm Registration No. 116861W  
DATE : 30/08/2023



MR. JASWANT I. PANCHAL  
PARTNERS


MR. RAMESH I. PANCHAL  
PARTNERS

DATE : 30/08/2023

Jalaram Industries

Schedules to Liabilities as at 31<sup>st</sup> March 2023

Sch.	Dr (Rs)	Cr (Rs)
<b>B1 Bank OD A/c</b>		
SBI (C.C.Account)		27,07,418.06
<b>B2 Secured Loans</b>		
SBI GECL LOAN		2,38,899.00
SBI HOME LOAN		5,46,247.00
SBI LAP LOAN		44,85,810.00
		52,70,956.00
<b>B3 Provisions</b>		
Audit Fees Payable		15,000.00
Cgst Payable		17,715.00
Electricity Chgs, Payable		21,460.00
Igst Payable		44,883.00
Sgst Payable		17,715.00
Tds Payable		2,678.00
Transport Charges Payable		18,345.00
Travelling Expenses Payable		21,686.00
Vehicle Expense Payable		13,015.00
		1,72,497.00
<b>B4 Sundry Creditors</b>		
<i>Sundry Creditor for Expenses</i>		
AXIS BANK CREDIT CARD		22,473.00
ICICI Credit Card		3,641.00
SBI CREDIT CARD		1,29,887.00
Ahuja Corporation Pvt Ltd	23,360.00	
AMIN ENTERPRISES		2,974.00
Anandraj Swaminathan		3,744.00
Anand Tax Consultant		58,120.00
Balaji Enterprises		7,352.00
B.K.Plastics Industries		7,499.00
B R MICROTECH		31,798.00
Chaudhary Steel Traders		7,475.80
DADU IMPEX		6,44,141.00
Devraj Enterprises		1,978.00
DIVYANSHI ENTERPRISES	3,00,000.00	
Gujarat Colours & Coating Pvt.Ltd.		22,957.00
Gyankar Technologies Pvt Ltd		8,500.00
Hanuman Power Transmission Equipments Pvt.Ltd.	21,304.00	
Heena Steel Traders		11,930.48
Hitech Hydraulic		1,07,756.00
H P Traders		3,422.00
Jasmine Engineers		7,906.00
JEDI POWER		1,39,625.00
Laxmi Engineers	24,134.50	
Manali Electric& Hardware Stores		1,93,682.50
NARESH PAINTS		766.00
Navkar Enterprises		46,464.80
Neha Gas Service		1,416.00
NERC Logistics India Pvt Ltd		21,000.00
Nido Machinerics Pvt.Ltd.		1,94,700.00
Nitin Electricals Services		8,540.00
N.S.Hydraulik		83,131.00
Om Agency		28,769.00
Om Enterprises	21,649.00	
Panchal Mechanicals Pvt Ltd		18,872.00
PJS Engineers		36,462.00
POOJA ENGINEERING		2,912.00
Pramod Steel Center		1,66,848.00
Sandeep Engineering Co		1,20,846.09
SHIRDI SAI CRANE SERVICES		34,030.00
SHIVCHHAYA PACKERS		8,55,834.00
Shree Ambika Traders		2,19,205.00



Shri Prasad Enterprises		38,308.00
S.K.Steel Traders		2,54,003.00
Smart Interiors		5,310.00
Standard Precision Machinery Pvt Ltd		22,343.00
Sun Auto Spares & Engineers		4,54,701.00
Suresh Metals		782.00
S V Engineering		14,005.00
SV INDUSTRIAL		8,114.00
Target Hydrautech Pvt.Ltd.		1,239.00
T.J.Flex Hose Industries		41,793.70
Tri Flp Engineers Pvt Ltd		2,301.00
Trinity Engineering Works		7,558.40
Unde Lifters		1,770.00
Unique Industries		1,412.80
Vimal Enterprise		1,86,101.00
Viraj Engineering Co.		23,491.00
Welcome Electricals Solution		1,652.00
	3,90,447.50	43,21,542.57
Balance Carried to B/S		39,31,095.07

**Schedules to Assets as at 31<sup>st</sup> March 2023**

Sch.	Dr (Rs)	Cr (Rs)
<b>B6 Stock-in-hand</b>		
Stock in Hand	7,28,633.00	
<b>B7 Deposits (Asset)</b>		
Deposit	35,000.00	
Gas Deposit	1,500.00	
RETURNABLE VAT @ 11% AGAINST C'FORM	506.00	
	37,006.00	
<b>B8 Loans &amp; Advances (Asset)</b>		
ADVANCE TAX [A Y 2023-24]	1,00,000.00	
Chimanlal Loan	50,000.00	
Loans & Advances	5,82,191.00	
Prepaid Licence Fees	11,938.60	
TCS on Purchase	1,609.55	
TCS ON SALES	1,777.00	
	7,47,516.15	
<b>B9 Sundry Debtors</b>		
AVENUE SUPERMARTS LTD - BANGALORE		2,46,960.00
Basant Rubber Factory Ltd	58,410.00	
Brilliant Polymers Pvt.Ltd.	62,814.00	
Camawi Electricals & Electronics - 3	5,310.00	
Ceraflux India Pvt Ltd		2,50,000.00
Endurance Technologies Ltd	1,24,065.60	
Esdee Paints Ltd	22,420.00	
Gharda Chemicals Limited - Panoli	1,89,489.00	
Godrej & Boyce Mfg.Co.Ltd.-Vikhroli	7,72,736.24	
INTEXSO BIOCHEM PVT LTD	4,82,780.00	
IVP LIMITED	62,536.00	
Jain Irrigation System Ltd	1,22,950.00	
KAMAL AUTOMATION SYSTEMS PVT LTD		1,07,000.00
Mahindra & Mahindra Limited	67,562.00	
Neles India Pvt Ltd	953.00	
Ronuk Metafin Pvt.Ltd.	63,720.00	
SAINT-GOBAIN INDIA PVT LTD - GYPROC	46,964.00	
Samiri Industries	10,62,699.00	
The Head, RUMP / UED	25,920.00	
Varroc Engineering Ltd - III	44,368.00	
	32,15,696.84	6,03,960.00
Balance Carried to B/S	26,11,736.84	



B10 Bank Accounts  
Saraswat Bank (Partnership A/c)


4,959.00

B11 Cash-in-hand  
Cash in Hand

32,803.71

FOR PADMAKAR WADYEKAR  
CHARTERED ACCOUNTANTS

FOR JALARAM INDUSTRIES



MR. PADMAKAR WADYEKAR  
PROPRIETOR  
Membership No. 101459  
Firm Registration No. 116861W  
DATE : 30/08/2023

MR. JASWANT I. PANCHAL

MR. RAMESH I. PANCHAL

DATE : 30/08/2023

**JALARAM INDUSTRIES**

**Fixed Assets**

**1-Apr-2022 to 31-Mar-2023**

**(ANNEXURE A)**

Particulars	Rate	Opening Balance	Addition		Total	Depreciation	Closing Balance
			Before Sep.19	After Sep.19			
			Fax Machine	15%			
Furniture & Fixture	10%	1,23,079.41			1,23,079.41	5,138.00	1,17,941.41
Industrial Gala	10%	2,96,080.40			2,96,080.40	-	2,96,080.40
Industrial Plot		69,76,687.00		4,18,920.00	73,95,607.00	-	73,95,607.00
LAPTOP	40%	27,290.40			27,290.40	10,916.00	16,374.40
Mobile	15%	11,346.25			11,346.25	1,619.00	9,727.25
Motor Car	15%	3,47,070.69			3,47,070.69	52,061.00	2,95,009.69
Motor Cycle	15%	85,445.27			85,445.27	12,817.00	72,628.27
Plant & Machinery	15%	96,672.64			96,672.64	14,501.00	82,171.64
Cooper	15%	22,675.39			22,675.39	3,401.00	19,274.39
Tools	15%	10,494.21			10,494.21	1,574.00	8,920.21
Gas Battery Trolley	15%	1,285.64			1,285.64	192.00	1,093.64
<b>Grand Total</b>		<b>80,03,409.03</b>	<b>-</b>	<b>4,18,920.00</b>	<b>84,22,329.03</b>	<b>1,03,011.00</b>	<b>83,19,318.03</b>

DR. PADMAKAR WADYEKAR  
CHARTERED ACCOUNTANTS



DR. PADMAKAR WADYEKAR  
PROPRIETOR  
Membership No. 101459  
Registration No. 116861W  
DATE: 30/08/2023



FOR JALARAM INDUSTRIES

MR. JASWANT I. P  
PARTNERS

MR. RAMESH I. P  
PARTNERS

DATE : 30/08/2023