


M/S AKSHAY HETAERS
Balance Sheet as at 31 March 2023

(Amount in Rs.)

	Particulars	Schedule	Figure as at the end of Reporting Period 31/03/2023
I	EQUITY AND LIABILITIES		
1	Owners' Funds		
(a)	Owners' Capital Account	1	1,43,47,154.11
			1,43,47,154.11
2	Non-Current liabilities		
(a)	Long Term Borrowings	2	65,58,247.00
			65,58,247.00
3	Current liabilities		
(a)	Short Term Borrowings	3	5,86,498.34
(b)	Trade Payables	4	81,17,005.47
(c)	Short Term Provisions	5	8,30,752.63
			95,34,256.44
	Total		3,04,39,657.55
II	ASSETS		
1	Non-current assets		
(a)	Property, Plant and Equipment and Intangible	6	1,23,88,197.60
(b)	Non-current Investments		-
			1,23,88,197.60
2	Current assets		
(a)	Inventories	11	15,65,180.00
(b)	Trade Receivables	7	94,54,396.31
(c)	Cash and Bank Balances	8	81,430.46
(d)	Short Term Loans and Advances	9	69,50,453.18
			1,80,51,459.95
	Total		3,04,39,657.55


Rajat
Haridasji
Soni

PARTNER




PLACE : BHOPAL
DATE :22/09/2023

Yash Soni



As per our annexed report of even date

Mayank Chouksey & Co
Chartered Accountants
Firm Reg. No. 0282250

Mayank
Chouksey

Digitally signed by
Mayank Chouksey
Date: 2023.09.23
20:27:11 +05'30'

CA Mayank Chouksey
Proprietor

M.NO. 445112

UDIN:23445112BGWJGL4834



M/S AKSHAY HETAERS
Statement of Profit and Loss for the year ended 31 March 2023

(Amount in Rs.)

S.No.	Particulars	Schedule	Figure as at the end of Reporting Period 31/03/2023
I	Revenue from Operations	10	5,00,56,920.04
II	Other Income	11	6,28,295.92
III	Total Income (I)		5,06,85,215.96
IV	Expenses:		
(a)	Purchase & Direct Expense	12	3,70,90,305.99
(b)	Change In Inventories	13	(1,69,811.18)
(c)	Employee Benefits Expense	14	30,88,453.00
(d)	Finance costs	15	45,403.00
(e)	Depreciation and Amortization Expense	6	14,60,163.13
(f)	Other Expenses	16	23,93,766.78
	Total Expenses		4,39,08,280.72
V	Balance Transfer to Capital Account		67,76,935.24
VI	Interest on Partners Capital	17	12,69,019.97
VI	Remuneration to Working Partners	18	33,94,749.00
VII	Balance Transfer to Capital Account (II-III)		21,13,166.27

Rajat
Haridasji
Soni
Digitally signed by Rajat Haridasji Soni
Date: 2023.09.23 14:27:50 +05'30'

PARTNER




PLACE : BHOPAL
DATE :22/09/2023

Yash Soni



As per our annexed report of even date
Mayank Chouksey & Co
Chartered Accountants
Firm Reg. No. 0282250

Mayank
Chouksey
Digitally signed by Mayank Chouksey
Date: 2023.09.23 20:28:05 +05'30'

CA Mayank Chouksey
Proprietor

M.NO. 445112

UDIN:23445112BGWJGL4834



M/S AKSHAY HEATERS

PARTNERS CAPITAL ACCOUNT

SCHEDULE -1

1 Rajat Soni Capital A/c	
Opening Balance	2,773,302.17
<u>Add : Credit During the Year</u>	
Remuneration	1,018,424.70
Interest on Capital	301,835.96
Net Profit	633,949.88
	<hr/>
	1,954,210.54
Less : Withdrawals(net)	896,753.00
	<hr/>
	3,830,759.71
2 Yash Hemant Soni Capital A/c	
Opening Balance	
<u>Add : Credit During the Year</u>	1,195,387.45
Remuneration	678,949.80
Interest on Capital	51,916.13
Net Profit	422,633.25
	<hr/>
	1,153,499.18
Less : Withdrawals(net)	1,509,388.99
	<hr/>
	839,497.64
3 Kusum Soni Capital A/c	
Opening Balance	
<u>Add : Credit During the Year</u>	6,182,533.16
Remuneration	
Interest on Capital	1,018,424.70
Net Profit	587,797.50
	633,949.88
	<hr/>
	2,240,172.08
Less : Withdrawals(net)	2,589,050.00
	<hr/>
	5,833,655.24
4 Manisha Soni Capital A/c	
Opening Balance	
<u>Add : Credit During the Year</u>	1,790,892.13
Remuneration	
Interest on Capital	678,949.80
Net Profit	327,470.38
Additions	422,633.25
	<hr/>
	1,215,001.00
Less : Withdrawals(net)	2,644,054.43
	<hr/>
	591,705.05
	<hr/>
	3,843,241.51
	<hr/>
	14,347,154.11
	<hr/>

TOTAL PARTNERS CAPITAL (Rs.)

MRS Soni

Yash Soni



M/S AKSHAY HEATERS

Long Term Borrowings

State Bank Of India (Term Loan)

SCHEDULE -2

4,310,647.00

Unsecured Loan A/c

Aruna Devi Nathani	50,000.00
Rashmi Kulkarni	55,700.00
Prashant Kulkarni	41,900.00
Mr. Kushal Rajat	500,000.00
Mrs.Nidhi Varun Soni	600,000.00
Mrs.Nikita Soni	500,000.00
Mr.Varun Soni	500,000.00

Total (Rs.)

2,247,600.00

SHORT TERM BORROWING

State Bank of India (C.C)

Schedule -3

586,498.34

Total (Rs.)

586,498.34

TRADE PAYABLES

Appidi Technologies Pvt Ltd	3,700.00
Accurate Enterprises	10,425.00
Ace Heat Tech	89,444.00
Acropolis Industries (Cr.)	38,259.00
Agrawal Refractories	94,188.00
Ajanta Electric & Refrigeration Co.	2,250.00
Ashta Logistics Pvt Ltd	22,774.00
Cosmo Films Ltd .WLJB-14	5,971.23
Dass Electric Trading Company	39,751.17
Datta Metals	1,776,290.49
Dhanlaxmi Enterprises	5,600.00
Een Ess Process Instruments	133,632.80
Elite Technical Ceramics	219,939.20
Hi Tech Ceramic Industries	1,087.00
Hopes Industrial Solutions Pvt Ltd	20,000.00
IQRA Electricals	44,807.00
Indsur Gears Ltd	27,968.47
Jain Electro Services Cr	4,328.14

Schedule -4

Yash Soni

Yash Soni

Yash Soni



M/S AKSHAY HEATERS

TRADE PAYABLES

Schedule -4

Jems Machines & Systems	138,520.86
JJ Enterprises	21,523.00
Jyoti Control System	52,581.27
Kanchan Engineering (Cr)	4,949.28
Maharashtra Cable House	84,494.04
Marathe Engg. Industries	26,727.06
mastertech system	261.00
M P Jain Tubing Solutions Lip	135,684.11
Metal Tube	20,440.00
Milan Industrial Works	2,124.00
MS Engineering Works DR	4,348.00
New Bombay Electrical Company	41,711.30
New Bombay Engg Co	56,600.00
New Morya Electrical	21,000.02
Peepee Ceramic	68,893.12
Pradnya Rubber Works	23,459.00
Pranit Heat Electrical Lip (Purchase)	289,876.44
Prakash Steel	54,482.00
Prashant Engineering Works	2,598.00
Prashant Steels	52,929.00
Royal Electrical Motor Rewinding Works	1,581.00
Rohit Mica House	71,580.48
Sagar Mica Trading Corp.	18,585.44
Sarthak Enterprises	10,023.60
Savta Electrical(Usha Gkul Raut)	7,128.00
Sethia Electricals	708.00
Shivam Electricals	1,479.00
Shree Mahalaxmi Refractories	5,959.00
Shree Raj Industries (Mumbai)	3,424,792.79
Shree Sadguru Sales Corporation	5,900.00
Shree Samarth Die & Mould	17,600.00
Shree Tubes Mfg Co Pvt Ltd Cr	2,803.68
Shubham Distributors	2,454.00
Skyline Distributors	9,558.00
Smg Engineering Pvt Ltd	24,042.00
Snehal Enterprises	115,900.40
Srishti Ceramics	63,324.00
Sulabh Corporation	72,450.00
Sunder Engg. Industries	80,911.00
Sunrise Refractories N	172,400.40
Swadeshi Engineers	531.00
Swadeshi Machinerics & Industrial Suppliers	10,249.00
Techno Aid Associates (Cr)	3,540.00
Trackon Courier	9,930.16
Tirumal Painting Work (Arvind)	4,950.00
Umasons Steelfab Pvt. Ltd. (Cr)	181,565.54
Vaishno Industries	6,136.50

Yash Soni
Yash Soni



M/S AKSHAY HEATERS

TRADE PAYABLES

Varad Refrigerations
Vegamed Products Pvt Ltd
Yog Electro Process Pvt Ltd

Schedule -4
16,284.00
745.86
130,275.62

Total (Rs.)

8,117,005.47

SHORT TERM PROVISION

Salary & Wages Payable
Audit Fees Payable
TDS payable
Kushal Soni(Salary Payable)
Total (Rs.)

Schedule -5
471,000.00
110,000.00
9,752.63
240,000.00
830,752.63

TRADE RECEIVABLES

Aabha Contraceptives Pvt Ltd.
Airtch Engineers(Cannought Place)
Ambika Enterprises
Ajanta Electric & Refrigeration Co Dr
Ajanta Pharma Ltd Chitegaon
Ajanta Pharma Ltd. Indore
Ajanta Pharma Ltd. Paithan
Ajanta Pharma Ltd Waluj
Ajeet Seeds Pvt Ltd G100
Akar Auto Industries - li
Akar Auto Industries Ltd
Akshay Enterprises
Akshay Packaging Solution Pvt Ltd (Dr)
Akshay Udyog
Arkin Zintra Pvt Ltd
Arnav Engineering Works
Ashish Auto Comps
Ashok Leyland Ltd.
Ashok Leyland Ltd Ennore
Asia Poly Films Industries
Astral Limited
Aurangabad Auto Ancillary Pvt Ltd Iii
Aurangabad Electricals Ltd (Gdc)
Automatic Hotels & Restaurants (I) Ltd.
Automat Industries
Aviral Resources
Azar Engineering Works

Schedule -7
42,480.00
28,320.00
350.00
4,017.90
26,955.70
54,481.00
1,829.00
13,900.40
8,260.00
7,080.00
29,087.00
28,542.00
7,434.00
36,236.00
4,248.00
22,247.00
15,133.50
302,670.00
852,019.00
9,772.76
51,980.00
2,714.00
373,760.00
5,310.00
20,001.00
80,622.14
17,228.00

Yash Soni

Yash Soni



M/S AKSHAY HEATERS

TRADE RECEIVABLES


Schedule -7

Aztech Industries P Ltd F N 7	27,258.00
Badve Autocomps Pvt Ltd 3K(Polymers)	59,699.64
Bagla Electricals & Electronics Ltd	10,797.00
B G Fastening & Engineering Pvt. Ltd.	318,027.88
Bharat Insulation Company (I) Ltd.	136,715.00
Bharat Wire Ropes Ltd	4,672.60
Bhogale Automotive Pvt. Ltd (Dr)	29,441.00
B.T.I Machinery And Spares	100,000.00
B.S.C. Rubber Industries (N Gst N)	1,126.90
Chotu Kolhapuri Foods	7,434.00
Cladmetal (I) Pvt. Ltd.,	11,062.50
Cosmo First Limited B-10	24,544.18
Cosmo First Limited B-14	19,832.40
Cosmo First Limited (Karjan)	7,481.20
Cosmo Speciality Chemicals (P) Ltd	13,306.86
Ctr Manufacturing Industries Ltd W-9	53,896.50
Darshan Plastics	9,086.00
Dekson Castings Ltd (Dr.)	46,161.80
Devgiri Forging Pvt Ltd	44,651.00
Dhananjay Auto Craft Pvt Ltd	9,196.20
Dhananjay Auto Parts	8,403.02
Dhananjay Enterprises - li	9,416.40
Dhruv Coatings	61,950.00
Dhruvtara Wiretech Pvt Ltd	2,596.00
Dipan Engg & Consultants	99,889.00
Disha Auto Comps (P) Ltd.	24,780.00
Divine Food Industries	2,950.00
Durovalves India P. Ltd.	146,983.00
Eaton Industrial Systems Pv Ltd (Ahmednagar)	21,004.00
Ecorea & Kuroda Electric India Pvt Ltd	16,742.00
Ekdant Moulders & Engg. Pvt. Ltd.	3,599.00
Elecoats	1,510.40
Endurance Technologies Limited L-6	44,532.86
Endurance Technologies P Lt.B22	162,702.00
Endurance Technologies P.Ltd K-120	2,653.78
Endurance Technologies (P)Ltd K-228/229	79,936.00
Endurance Technologies (P) Ltd (Trans)	28,088.00
Esab India Ltd.Nagpur	17,661.06
Exedy India Ltd	10,384.00
Falcon Screens	254,596.80
Fdc Ltd.	7,685.42
Flamingo Pharmaceuticales Ltd.	7,800.00
Fores Elastomech India Pvt Ltd	49,056.00
Freight Express International Pvt Ltd	1,177.59
Frigorifico Allana Pvt.Ltd	3,853.60
Futura Tech Plast	5,123.56

Yash Sori

M/S AKSHAY HEATERS

Gamma Technoplast Pvt Ltd.	34,978.00
Ganpati Moulders Pvt Ltd	54,487.00
Glenmark Pharmaceuticals Ltd Indore	5,025.00
Goodyear South Asia Tyres Pvt Ltd	8,159.00
Haier Appliances (I) Pvt Ltd	2,124.20
Harhal Plastic Engg Pvt Ltd	8,348.50
Indo American Equipments	220,701.30
Jain Irrigation Systems (I) Ltd., Hyd	136,882.10
Jain Irrigation Systems (I) Ltd., Jlg	906,981.75
Jain Irrigation Systems Ltd(Tissue)	10,040.00
Jain Spices & Agro Products	2,655.00
Jijau Multiservices	2,832.00
J K Process Equipment	4,248.00
J P Electricals	4,425.40
Jpfl Films Private Limited	270,978.60
Kapse Sons Robotics & Automation	19,559.00
Kings Food Tech Pvt.Ltd.	18,077.60
Kishore Industries Pvt Ltd	2,996.80
Laksh Polymers	2,135.80
Lambhodar Moulders Pvt Ltd	26,520.20
Liebherr Appliances India Pvt Ltd	26,408.40
Lupin Ltd.,	32,945.60
Lustrous Industries	7,962.64
Maharashtra Fastners Pvt Ltd	64,900.00
Medicap Healthcare Limited	4,307.00
Mesh Electricals	23,570.20
Metalman Auto (P) Ltd B-12	11,837.76
Metalman Auto Pvt. Ltd. B-30	11,210.00
Microtech Systems	23,364.00
Mittal Polygrain Llp	1,954.08
Multistar Polyfins Pvt. Ltd	3,717.00
Mylan Laboratories Ltd	24,964.00
Nahar Engineering India Pvt Ltd	2,830.00
National Industries Ludhiana	130,036.00
Navketan Pharma Pvt Ltd	12,873.80
Newfab Industries	4,720.00
Nirlep Appliances P Ltd (Khandewadi)	9,440.00
Nova Polychem Pvt Ltd	1,534.00
Nrb Bearing Ltd. Jalna	232,359.00
Nrb Bearings Ltd.- Waluj E-72	272,896.00
Nrb Industrial Bearings Ltd	41,359.00
Om Sai Industries	34,042.80
Orchid Foams & Bubble (P) Ltd	10,876.06
Pemco Process Equipments.I Pl	2,442.60
Pg Technoplast Pvt Ltd	40,474.00
Pharma Air Control Engineers Chikalhana	1,062.00



Handwritten signature: Yash Sori

M/S AKSHAY HEATERS

Pioneer Enterprises Pvt Ltd	2,629.00
Pranav Coating	25,104.50
Premium Transmission Pvt Ltd	79,500.00
Press Chrome Works	13,334.00
Pune Polymers Pvt Ltd	6,372.00
Raymond Consumer Care Ltd.	129,044.80
Roop Industries (Railway Station)	3,267.42
R.S Enterprises	200,000.00
Safe Express Pvt Ltd	7,466.48
Safeguard Contraceptives Pvt. Ltd.	14,266.74
Sahyri Auto Industry	58,105.04
Saideep Plastics Pvt Ltd	7,316.00
Sairaj Plastic	4,012.00
Sairoop Industries (Shendra)	3,854.20
Sairoop Industries Ltd Unit -1	6,324.80
Samruddhi Industries Ltd, Unit Iv (Ap)	4,552.44
Samrudhi Industries Unit - Vi	19,824.00
Sangkaj Auto Components Pvt Ltd.	22,083.50
Sangkaj Engineering (P) Ltd U2	22,420.00
Sangkaj Industries Pvt Ltd	6,313.00
Saptagiri Surface Treatment	737.50
Satish Digital Graphics	372.88
Schneider Electric India Private Limited	42,156.08
Shailesh Plastics	5,527.44
Sharda Precision Pvt Ltd	94,754.00
Shivam Electricals (Dr)	8,201.00
Shree Mahalaxmi Referactories (Dr)	5,664.00
Shree Ram Engineeringvadgaon	57,879.00
Shree Samarth Die & Mould	826.00
Shree Tubes Mfg Co Pvt Ltd Dr	40,828.00
Shree Venkatesh Poly Mould Pvt Ltd	10,915.00
Shree Vinayak Engineering	20,591.00
Shri Maruti Industries	1,817.20
Shriram Engineers(C-245)	27,848.00
Shubhshree Services	26,468.22
Sigma Engineers	6,499.44
Simran Engg & Elastomers	57,230.00
Skybiotech Life Science Pvt Ltd	31,607.48
Smash Trading Company (Dr)	21,328.30
Sml Films Ltd	44,546.16
Som Autotech Pvt Ltd	118,039.71
Sourabh Heat Treatment	42,905.78
Spacewood Furnishers P Ltd Butibori	6,088.80
S P Casting Industries	45,496.67

Dr
S.P. Sori



Yash Sori

M/S AKSHAY HEATERS

Specialty Polyfims (I) P.Ltd	9,192.20
Starways Engineers Pvt Ltd.	6,372.00
Starways Engineers Pvt.Ltd (Mumbai)	2,743.50
Sun Abrasives	13,098.00
Sunshine Enterprises	1,062.00
Supreme Switchgear & Transformers P Ltd	18,231.00
Suraj Trading Company	25,558.80
Surya Springs Pvt Ltd - li	3,599.00
Suzlon Generators Ltd	67,819.32
Svs Refcomp Pvt Ltd Unit-2	8,673.00
Taksali Polyplast And Paperproducts	6,708.30
Tapadia Polyesters Ltd	50,666.00
Techno Aid Industries	2,006.00
Tejonidhi Electricals&Engineers	13,688.00
Tejonidhi Udyog	2,242.00
The Supreme Industries Ltd (47To84)	141,798.00
Tidc India Auto Shendra	2,389.50
Transdelta Transformer Pvt Ltd	3,327.60
Trinity Engineers	9,204.00
Umasons Steelfab Pvt. Ltd. (Dr)	44,625.24
Universal Prophylactic Pvt Ltd	18,821.00
Uno Minda Limited	16,140.51
Vardhani Industries	27,612.00
Varroc Engg. (P)Ltd. Plant-1, Wlj E-4(1100)	89,007.70
Varroc Engg. Pvt. Ltd., Pantnagar(3500)	157,480.35
Varroc Engg. Pvt. Ltd. Waluj Plant -Vii(1700)	11,832.00
Varroc Engineering Ltd-li(1200)	4,764.26
Varroc Engineering Ltd Viii 1900	52,780.00
Varroc Engineering P.Ltd(Corp) L-4	4,172.00
Varroc Polymers Ltd. Guj3100	36,018.00
Varroc Polymers P.Ltd (Maval)2000	21,310.80
Varroc Polymers Private Limited Bg 2900	21,137.34
Varroc Polymers Pvt Ltd - Chakhan(3200)	80,954.98
Varroc Polymers Pvt Ltd Iii M-165 (1300)	560.50
Varroc Polymers Pvt Ltd. Indore2800	6,195.00
Varroc Polymers Pvt. Ltd.(Pharola)3000	152,307.20
Varroc Polymers Pvt Ltd Tc M-138/139	2,842.00
Varun Beverages Limited	450.00
Vijay Rubber Mfrs Pvt. Ltd.	10,832.72
Vision Logistics	607.02
Vinodrai Engineers Pvt Ltd.	8,048.00
Vision Packaging	3,667.44
V S Industries	3,894.00
Willet Cables Pvt Ltd	100,000.00
Dayalal Padasmshi Meisheri	3,456.71
Total (Rs.)	9,454,396.31

Yash Soni

Yash Soni



M/S AKSHAY HEATERS

CASH & BANK BALANCE

Cash in Hand

Schedule -8

81,430.46

Total (Rs.)

81,430.46

SHORT TERM LOAN & ADVANCES

Advance Income Tax

350,000.00

GST Receivable

776,794.86

TDS Receivable

81,164.32

Shree Sevaliya Mata Industries

5,235,557.00

Yashraj Industries

500,000.00

Total (Rs.)

6,943,516.18

Security Deposits

Cylinder Deposit (Zambad)

1,000.00

Security Deposit With Gray IRO

2,337.00

Security deposit with MSEDCL

600.00

Tel. Deposit (Reliance)

3,000.00


Total (Rs.)

6,937.00

Total (Rs.)

6,950,453.18

Yash sari



M/S AKSHAY HEATERS

Revenue from Operation

Schedule -10

Sales 18%	4,16,70,490.82	
Sales 18%(Inter)	79,34,410.75	
Sales(SEZ)	4,52,018.47	50,056,920.04
		<u>50,056,920.04</u>

Other Income

Schedule -11

Currency fluctuation	628,295.92	
	<u>628,295.92</u>	

PURCHASE & DIRECT EXPENSE

Schedule -12

Purchases	31,282,852.91	
Freight Expenses	712,985.50	
Wages	2,713,887.00	
Import Expenses	311,492.10	
Packing Expenses	122,579.53	
Jobwork Expenses	1,946,508.95	
Total (Rs.)	<u>37,090,305.99</u>	

CHANGE IN INVENTORY

Schedule -13

Add: Opening Stock	1,395,368.82	
Less: Closing Stock	1,565,180.00	
Total (Rs.)	<u>-169,811.18</u>	

EMPLOYEE BENEFITS EXPENSES

Schedule -14

Salary Expenses	2,774,661.00	
Bonus	215,500.00	
Staff welfare	98,292.00	
Total (Rs.)	<u>3,088,453.00</u>	

FINANCE COST


Schedule -15

Bank Interest	45,403.00	
Total (Rs.)	<u>45,403.00</u>	

Total (Rs.)

Yash Soni

Yash Soni



M/S AKSHAY HEATERS
ADMINISTRATION & OTHER EXPENSES

Schedule -16

Advertisement Expenses		230,005.00
Audit Fees		110,000.00
Bank Charges		453,090.00
Computer Expense		2,077.12
Discount		91,768.61
Electricity Charges		119,342.00
Insurance Expenses		79,472.08
Miscellaneous Expenses		2,410.00
Office Expenses		269,057.52
Packing & Forwarding		180,564.14
GST Earlier Years		17,654.00
Postage & Courier		6,180.00
Printing & Stationary		64,531.74
Professional Charges		23,656.00
Repair & Maintenance		138,517.44
Repair & Maintenance(Machinery)		15,657.00
Sales Promotion		5,000.00
Telephone Charges		49,003.12
Travelling & Conveyance		535,781.01
		<u>2,393,766.78</u>

INTEREST ON CAPITAL

Rajat Soni	301,835.96		Schedule -17
Kusum Soni	587,797.50		
Yash Hemant Soni	51,916.13		
Manisha Soni	327,470.38		
		<u>1,269,019.97</u>	
		<u>1,269,019.97</u>	


REMUNERATION TO WORKING PARTNERS

To Remuneration to Partners			Schedule -18
Rajat Soni	1,018,424.70		
Kusum Soni	1,018,424.70		
Yash Hemant Soni	678,949.80		
Manisha Soni	678,949.80		
		<u>3,394,749.00</u>	
		<u>3,394,749.00</u>	

To Net Profit T/f to Partner's Capital A/c

Rajat Soni	633,949.88		
Kusum Soni	633,949.88		
Yash Hemant Soni	422,633.25		
Manisha Soni	422,633.25		
		<u>2,113,166.27</u>	
		<u>2,113,166.27</u>	

(Signature)
Yash Soni



M/S AKSHAY HEATERS

Fixed Assets Chart as per Income Tax Act

Schedule-6

SL. NO.	Particulars	Rate	Opening WDV as on 01.04.2022	Addition		Sale	Total	Depreciation	Closing WDV as on 31.03.2023		
				more than 180 days						less than 180 days	
				Amount	Date					Amount	Date
1	Building	10%	1,131,479.33				1,131,479.33	113,147.93	1,018,331.40		
2	Annealing Machine	15%	67,553.78				67,553.78	10,133.07	57,420.71		
3	Measuring Instrument	15%	7,740.14				7,740.14	1,161.02	6,579.12		
4	Plant & machinery	15%	1,804,452.64	25,077.12		8,790,244.00	10,619,773.76	933,697.76	9,686,076.00		
5	Air conditioner	15%	44,803.41				44,803.41	6,720.51	38,082.90		
6	C.C. TV Camera	15%	19,469.93				19,469.93	2,920.49	16,549.44		
7	Coffee Machines	15%	1,299.06				1,299.06	194.86	1,104.20		
8	Compressor & Vibretors	15%	186.40				186.40	27.96	158.44		
9	Computer & Printer	40%	78,817.45	330.50		3,500.00	82,647.95	32,359.18	50,288.77		
10	Die & Mould	15%	74,550.00	53,750.00		70,000.00	198,300.00	24,495.00	173,805.00		
11	Electrical Installation	15%	4,473.00				4,473.00	670.95	3,802.05		
12	Epbax	15%	1,244.87				1,244.87	186.73	1,058.14		
13	Furniture & Fixtures	10%	638,191.51	11,110.00		169,230.59	818,532.10	73,391.68	745,140.42		
14	Inverter & Battery	15%	31,079.71	1,328.13		8,750.00	41,157.84	5,517.43	35,640.41		
15	Marking Machine	15%	34,119.34				34,119.34	5,117.90	29,001.44		
16	Mobile	15%	222,777.53	14,398.30			237,175.83	35,576.37	201,599.46		
17	Water Purifier	15%	2,069.24				2,069.24	310.39	1,758.85		
18	Solar Plant	40%	-	536,334.75			536,334.75	214,533.90	321,800.85		
Total			41,64,307.34	6,42,328.80		90,41,724.59	-	1,38,48,360.73	14,60,163.13	1,23,88,197.60	

Dr

Yash Sani

Yash Sani

