

**ARNAV ELECTRICALS PRIVATE LIMITED**

(CIN: U74900PN2014PTC153129)

(Address: 601, SR NO 35 40, AMRITGANGA, SINHAGAD ROAD PL 3 &amp; 4, WADGAON BK, PUNE-411041)

**Balance Sheet as at 31 March 2022**

(Amounts in `)

Particulars	Note	31 March 2022	31 March 2021
<b>I. EQUITY AND LIABILITIES</b>			
<b>(1) Shareholders' funds</b>			
(a) Share Capital	3	1,00,000	1,00,000
(b) Reserves and Surplus		1,40,07,809	1,26,01,461
<b>Total</b>		<b>1,41,07,809</b>	<b>1,27,01,461</b>
<b>(2) Non-current liabilities</b>			
(a) Long-term Borrowings		1,30,000	-
<b>Total</b>		<b>1,30,000</b>	<b>-</b>
<b>(3) Current liabilities</b>			
(a) Short-term Borrowings	4	88,91,292	68,25,062
(b) Trade Payables	5		
- Due to Micro and Small Enterprises		-	-
- Due to Others		51,38,371	-
(c) Other Current Liabilities	6	2,87,97,974	(3,39,041)
(d) Short-term Provisions	7	43,36,716	43,97,017
<b>Total</b>		<b>4,71,64,353</b>	<b>1,08,83,038</b>
<b>Total Equity and Liabilities</b>		<b>6,14,02,162</b>	<b>2,35,84,499</b>
<b>II. ASSETS</b>			
<b>(1) Non-current assets</b>			
(a) Property, Plant and Equipment and Intangible Assets			
(i) Property, Plant and Equipment		9,46,712	15,04,295
<b>Total</b>		<b>9,46,712</b>	<b>15,04,295</b>
<b>(2) Current assets</b>			
(a) Trade Receivables	8	86,45,607	11,83,506
(b) Cash and Cash Equivalents	9	1,60,18,715	68,89,223
(c) Short-term Loans and Advances	10	2,81,12,548	1,40,07,475
(d) Other Current Assets		76,78,580	-
<b>Total</b>		<b>6,04,55,450</b>	<b>2,20,80,204</b>
<b>Total Assets</b>		<b>6,14,02,162</b>	<b>2,35,84,499</b>

**See accompanying notes to the financial statements**

As per our report of even date

**For AKASH SHARMA & CO.**

Chartered Accountants

Firm's Registration No. 0146678W

**For and on behalf of the Board****AKASH RISHI SHARMA**

PRORIETOR

Membership No. 178111

UDIN:

Place: MUMBAI

Date: 20 September 2022

**NAGESH ROKADE**

DIRECTOR

7479756


**DATTATRAY ROKADE**

DIRECTOR

6976660

Place: MUMBAI

Date: 20 September 2022



**ARNAV ELECTRICALS PRIVATE LIMITED**

(CIN: U74900PN2014PTC153129)

(Address: 601, SR NO 35 40, AMRITGANGA, SINHAGAD ROAD PL 3 &amp; 4, WADGAON BK, PUNE-411041)

**Statement of Profit and loss for the year ended 31 March 2022**

(Amounts in `)

Particulars	Note	31 March 2022	31 March 2021
Revenue from Operations	11	4,91,40,752	2,91,17,241
Other Income	12	4,01,750	4,89,655
<b>Total Income</b>		<b>4,95,42,502</b>	<b>2,96,06,896</b>
<b>Expenses</b>			
Purchases of Stock in Trade	13	2,00,22,590	-
Employee Benefit Expenses	14	24,81,298	26,66,536
Finance Costs	15	5,26,812	4,70,278
Depreciation and Amortization Expenses	16	6,06,582	5,43,262
Other Expenses	17	2,35,76,521	2,45,84,593
<b>Total expenses</b>		<b>4,72,13,803</b>	<b>2,82,64,669</b>
<b>Profit/(Loss) before Exceptional and Extraordinary Item and Tax</b>		<b>23,28,699</b>	<b>13,42,227</b>
Exceptional Item		-	-
<b>Profit/(Loss) before Extraordinary Item and Tax</b>		<b>23,28,699</b>	<b>13,42,227</b>
Extraordinary Item		-	-
<b>Profit/(Loss) before Tax</b>		<b>23,28,699</b>	<b>13,42,227</b>
Tax Expenses	18		
- Current Tax		7,27,069	4,05,317
<b>Profit/(Loss) after Tax</b>		<b>16,01,630</b>	<b>9,36,910</b>
Earnings Per Share (Face Value per Share Rs.10 each)			
-Basic	19	160.16	93.69
-Diluted	19	160.16	93.69

**See accompanying notes to the financial statements**

As per our report of even date

**For AKASH SHARMA & CO.**

Chartered Accountants

Firm's Registration No. 0146678W

**For and on behalf of the Board****AKASH RISHI SHARMA**

PRORIETOR

Membership No. 178111

UDIN:

Place: MUMBAI

Date: 20 September 2022

**NAGESH ROKADE**

DIRECTOR

7479756


**DATTATRAY ROKADE**

DIRECTOR

6976660

Place: MUMBAI

Date: 20 September 2022





**ARNAV ELECTRICALS PRIVATE LIMITED**

**Notes forming part of the Financial Statements**

**3 Share Capital**

(Amounts in `)

Particulars	31 March 2022	31 March 2021
<b>Authorised Share Capital</b>		
Equity Shares, Rs. 10 par value, 10000 (Previous Year -10000) Equity Shares	1,00,000	1,00,000
<b>Issued, Subscribed and Fully Paid up Share Capital</b>		
Equity Shares, Rs. 10 par value 10000 (Previous Year -10000) Equity Shares paid up	1,00,000	1,00,000
<b>Total</b>	<b>1,00,000</b>	<b>1,00,000</b>

**(i) Reconciliation of number of shares**

Particulars	31 March 2022		31 March 2021	
	No. of shares	(Amounts in `)	No. of shares	(Amounts in `)
<b>Equity Shares</b>				
Opening Balance	10,000	1,00,000	10,000	1,00,000
Issued during the year	-	-	-	-
Deletion during the year	-	-	-	-
<b>Closing balance</b>	<b>10,000</b>	<b>1,00,000</b>	<b>10,000</b>	<b>1,00,000</b>

**(ii) Rights, preferences and restrictions attached to shares**

Equity Shares: The Company has one class of equity shares. Each shareholder is eligible for one vote per share held. The dividend proposed by the Board of Directors is subject to the approval of the shareholders in the ensuing Annual General Meeting, except in case of interim dividend. In the event of liquidation, the equity shareholders are eligible to receive the remaining assets of the Company after distribution of all preferential amounts, in proportion to their shareholding.

**(iii) Details of Shares held by shareholders holding more than 5% of the aggregate shares in the company**

Equity Shares Name of Shareholder	31 March 2022		31 March 2021	
	No. of shares	In %	No. of shares	In %
Pooja Rokade	5100	51.00%	5100	51.00%
Dattaray Rokade	2400	24.00%	2400	24.00%
Nagesh Rokade	2500	25.00%	2500	25.00%


**(iv) Shares held by Promoters at the end of the year 31 March 2022**

Name of Promotor	Class of Shares	No. of Shares	% of total shares	% Change during the year
Pooja Rokade	Equity	5100	51.00%	0.00%
Dattaray Rokade	Equity	2400	24.00%	0.00%
Nagesh Rokade	Equity	2500	25.00%	0.00%

**Shares held by Promoters at the end of the year 31 March 2021**

Name of Promotor	Class of Shares	No. of Shares	% of total shares	% Change during the year
Pooja Rokade	Equity	5100	51.00%	0.00%
Dattaray Rokade	Equity	2400	24.00%	0.00%
Nagesh Rokade	Equity	2500	25.00%	0.00%

*Nagesh Rokade*



<b>Reserves and Surplus</b>		(Amounts in `)	
<b>Particulars</b>	<b>31 March 2022</b>	<b>31 March 2021</b>	
<b>Statement of Profit and loss</b>			
Balance at the beginning of the year	1,24,06,179	1,16,64,551	
Add: Profit during the year	16,01,630	9,36,910	
<b>Balance at the end of the year</b>	<b>1,40,07,809</b>	<b>1,26,01,461</b>	
<b>Total</b>	<b>1,40,07,809</b>	<b>1,26,01,461</b>	


<b>4 Short term borrowings</b>		(Amounts in `)	
<b>Particulars</b>	<b>31 March 2022</b>	<b>31 March 2021</b>	
Secured Loans repayable on demand from banks	88,91,292	68,25,062	
<b>Total</b>	<b>88,91,292</b>	<b>68,25,062</b>	

<b>5 Trade payables</b>		(Amounts in `)	
<b>Particulars</b>	<b>31 March 2022</b>	<b>31 March 2021</b>	
Due to others	51,38,371	-	
<b>Total</b>	<b>51,38,371</b>	<b>-</b>	

<b>5.1 Trade Payable ageing schedule as at 31 March 2022</b>					(Amounts in `)
<b>Particulars</b>	<b>Outstanding for following periods from due date of payment</b>				<b>Total</b>
	<b>Less than 1 year</b>	<b>1-2 years</b>	<b>2-3 years</b>	<b>More than 3 years</b>	
MSME					-
Others		51,38,371			51,38,371
Disputed dues- MSME					-
Disputed dues- Others					-
Sub total					<b>51,38,371</b>
MSME - Undue					
Others - Undue					
<b>Total</b>					<b>51,38,371</b>

<b>5.2 Trade Payable ageing schedule as at 31 March 2021</b>					(Amounts in `)
<b>Particulars</b>	<b>Outstanding for following periods from due date of payment</b>				<b>Total</b>
	<b>Less than 1 year</b>	<b>1-2 years</b>	<b>2-3 years</b>	<b>More than 3 years</b>	
MSME					-
Others					-
Disputed dues- MSME					-
Disputed dues- Others					-
Sub total					-
MSME - Undue					
Others - Undue					
<b>Total</b>					<b>-</b>

*[Handwritten Signature]*



ARNAV ELECTRICALS PRIVATE LIMITED

Notes forming part of the Financial Statements

6 Other current liabilities



(Amounts in `)

Particulars	31 March 2022	31 March 2021
<b>Other payables</b>		
-Advance from Debtors	2,58,12,958	-
-GST	27,11,591	(6,12,466)
-TDS Payable	2,73,425	2,73,425
<b>Total</b>	<b>2,87,97,974</b>	<b>(3,39,041)</b>

7 Short term provisions

(Amounts in `)

Particulars	31 March 2022	31 March 2021
Others		
-Other	43,36,716	43,97,017
<b>Total</b>	<b>43,36,716</b>	<b>43,97,017</b>



**ARNAV ELECTRICALS PRIVATE LIMITED**

**Notes forming part of the Financial Statements**

**8 Trade receivables**

(Amounts in `)

Particulars	31 March 2022	31 March 2021
Unsecured considered good	86,45,607	11,83,506
<b>Total</b>	<b>86,45,607</b>	<b>11,83,506</b>

**8.1 Trade Receivables ageing schedule as at 31 March 2022**

(Amounts in `)

Particulars	Outstanding for following periods from due date of payment					Total
	Less than 6 months	6 months- 1 year	1-2 years	2-3 years	More than 3 years	
Undisputed Trade receivables- considered			86,45,607			86,45,607
Undisputed Trade Receivables- considered						-
Disputed Trade Receivables considered good						-
Disputed Trade Receivables considered doubtful						-
Sub total						<b>86,45,607</b>
Undue - considered good						
<b>Total</b>						<b>86,45,607</b>

**8.2 Trade Receivables ageing schedule as at 31 March 2021**

(Amounts in `)

Particulars	Outstanding for following periods from due date of payment					Total
	Less than 6 months	6 months- 1 year	1-2 years	2-3 years	More than 3 years	
Undisputed Trade receivables- considered			11,83,506			11,83,506
Undisputed Trade Receivables- considered						-
Disputed Trade Receivables considered good						-
Disputed Trade Receivables considered doubtful						-
Sub total						<b>11,83,506</b>
Undue - considered good						
<b>Total</b>						<b>11,83,506</b>

**9 Cash and cash equivalents**

(Amounts in `)

Particulars	31 March 2022	31 March 2021
Cash on hand	12,61,717	9,89,572
Balances with banks in current accounts	12,922	1,87,741
Bank Deposit having maturity of less than 3 months	1,47,44,076	57,11,910
<b>Total</b>	<b>1,60,18,715</b>	<b>68,89,223</b>

*[Handwritten signature]*



ARNAV ELECTRICALS PRIVATE LIMITED

Notes forming part of the Financial Statements

**10 Short term loans and advances**

(Amounts in `)

Particulars	31 March 2022	31 March 2021
Loans and advances to related parties	92,99,535	44,83,437
<b>Balances with Government Authorities</b>		
-Other	4,944	-
-Others	32,06,950	23,04,169
Other loans and advances (Unsecured, considered good)		
-Other	1,56,01,119	72,19,869
<b>Total</b>	<b>2,81,12,548</b>	<b>1,40,07,475</b>

**11 Revenue from operations**

(Amounts in `)

Particulars	31 March 2022	31 March 2021
Sale of services	4,91,40,752	2,91,17,241
<b>Total</b>	<b>4,91,40,752</b>	<b>2,91,17,241</b>

**12 Other Income**

(Amounts in `)

Particulars	31 March 2022	31 March 2021
Interest Income	3,86,610	4,89,609
<b>Others</b>		
-BOCW ACT CHARGES	15,140	-
-Cashback Received	-	46
<b>Total</b>	<b>4,01,750</b>	<b>4,89,655</b>

**13 Purchases of stock in trade**


(Amounts in `)

Particulars	31 March 2022	31 March 2021
Purchase	2,00,22,590	-
<b>Total</b>	<b>2,00,22,590</b>	<b>-</b>

**14 Employee benefit expenses**

(Amounts in `)

Particulars	31 March 2022	31 March 2021
Salaries and wages	21,78,902	22,56,832
Contribution to provident and other funds	3,02,396	2,64,454
Staff welfare expenses	-	1,45,250
<b>Total</b>	<b>24,81,298</b>	<b>26,66,536</b>





**ARNAV ELECTRICALS PRIVATE LIMITED**

**Notes forming part of the Financial Statements**

**15 Finance costs**

(Amounts in `)

<b>Particulars</b>	<b>31 March 2022</b>	<b>31 March 2021</b>
Interest expense	5,02,491	4,25,841
Other borrowing costs - Bank Charges	24,321	44,437
<b>Total</b>	<b>5,26,812</b>	<b>4,70,278</b>

**16 Depreciation and amortization expenses**

(Amounts in `)

<b>Particulars</b>	<b>31 March 2022</b>	<b>31 March 2021</b>
Depreciation	6,06,582	5,43,262
<b>Total</b>	<b>6,06,582</b>	<b>5,43,262</b>

**17 Other expenses**


(Amounts in `)

<b>Particulars</b>	<b>31 March 2022</b>	<b>31 March 2021</b>
Insurance	39,528	34,236
Rent	-	3,25,400
Repairs to machinery	-	14,062
Rates and taxes	-	7,56,907
Selling & Distribution Expenses	60,000	6,08,500
Travelling Expenses	19,800	2,16,841
<b>Other Expenses</b>		
- Business Development Exp	-	64,000
- Contract Charges	4,92,500	1,96,18,392
- General Expenses	-	3,88,659
- Interest on TDS	-	7,626
- Office Expenses	-	3,15,500
- Other Fees	8,41,383	-
- Professional Fees	30,00,000	19,66,661
- Round Off/Discounts	93	1,08,321
- Site Expenses	1,82,99,502	1,48,950
- Tally Renew Expenses	-	3,600
- Transport Charges	8,23,715	-
- Website Fees	-	6,938
<b>Total</b>	<b>2,35,76,521</b>	<b>2,45,84,593</b>

**18 Tax Expenses**

(Amounts in `)

<b>Particulars</b>	<b>31 March 2022</b>	<b>31 March 2021</b>
Current Tax	7,27,069	4,05,317
<b>Total</b>	<b>7,27,069</b>	<b>4,05,317</b>





**ARNAV ELECTRICALS PRIVATE LIMITED**

**Notes forming part of the Financial Statements**

**19 Earning per share**

Particulars	31 March 2022	31 March 2021
Profit attributable to equity shareholders (Amounts in `)	16,01,630	9,36,910
Weighted average number of equity shares	10,000	10,000
Earnings per share basic (Rs)	160.16	93.69
Earnings per share diluted (Rs)	160.16	93.69
Face value per equity share (Rs)	10	10

**20 Auditors' Remuneration**

(Amounts in `)

Particulars	31 March 2022	31 March 2021
<b>Payments to auditor as</b>		
<b>Total</b>	-	-

**21 Contingent Liabilities and Commitments**

(Amounts in `)

Particulars	31 March 2022	31 March 2021
Claims against the Company not acknowledged as debt		
<b>Total</b>	-	-

**22 Micro and Small Enterprise**

(Amounts in `)

Particulars	31 March 2022		31 March 2021	
	Principal	Interest	Principal	Interest
Amount Due to Supplier	-	-	-	-
Principal amount paid beyond appointed date	-	-	-	-
Interest due and payable for the year	-	-	-	-
Interest accrued and remaining unpaid	-	-	-	-

**23 Subsequent Events**

**24 Regrouping**

**For AKASH SHARMA & CO.**

Chartered Accountants  
Firm's Registration No. 0146678W

**AKASH RISHI SHARMA**

PRORIETOR  
Membership No. 178111

UDIN:  
Place: MUMBAI  
Date: 20 September 2022

**For and on behalf of the Board**



**NAGESH ROKADE**  
DIRECTOR  
7479756



**DATTATRAY ROKADE**  
DIRECTOR  
6976660

Place: MUMBAI  
Date: 20 September 2022

