

Balance Sheet as at 31st March 2021


₹ in rupees

Particulars	Note No.	As at 31st March 2021	As at 31st March 2020
<b>EQUITY AND LIABILITIES</b>			
<b>Shareholder's funds</b>			
Share capital		2,00,000.00	2,00,000.00
Reserves and surplus		1,23,672.44	39,332.91
Money received against share warrants			
		<b>3,23,672.44</b>	<b>2,39,332.91</b>
<b>Share application money pending allotment</b>			
<b>Non-current liabilities</b>			
Long-term borrowings		16,35,632.00	7,51,542.61
Deferred tax liabilities (Net)			
Other long term liabilities			
Long-term provisions			
		<b>16,35,632.00</b>	<b>7,51,542.61</b>
<b>Current liabilities</b>			
Short-term borrowings			
Trade payables			
(A) Micro enterprises and small enterprises			
(B) Others		78,97,145.56	63,26,846.50
Other current liabilities		36,13,470.00	16,29,004.00
Short-term provisions		8,06,382.00	13,90,236.00
		<b>1,23,16,997.56</b>	<b>93,46,086.50</b>
		<b>1,42,76,302.00</b>	<b>1,03,36,962.02</b>
<b>TOTAL</b>			
<b>ASSETS</b>			
<b>Non-current assets</b>			
Property, Plant and Equipment			
Tangible assets			
Intangible assets			
Capital work-in-Progress			
Intangible assets under development			
Non-current investments		11,559.60	11,559.60
Deferred tax assets (net)			
Long-term loans and advances			
Other non-current assets			
		<b>11,559.60</b>	<b>11,559.60</b>
<b>Current assets</b>			
Current investments		1,04,52,715.00	52,64,142.08
Inventories		49,92,539.00	38,98,345.25
Trade receivables		(18,77,548.60)	6,87,487.09
Cash and cash equivalents		6,35,547.00	4,36,094.00
Short-term loans and advances		61,490.00	39,334.00
Other current assets			
		<b>1,42,64,742.40</b>	<b>1,03,25,402.42</b>
		<b>1,42,76,302.00</b>	<b>1,03,36,962.02</b>
<b>TOTAL</b>			

The accompanying notes are an integral part of the financial statements.

As per our report of even date  
 For ABDUL QADIR BOHRA AND CO  
 Chartered Accountants  
 (FRN: 143141W)

ABDULQADIR NOMAN BOHRA  
 INDIVIDUAL  
 Membership No.: 150692  
 Place: Pune  
 Date: 22/11/2021  
 UDIN : 21150692AAAAEB8659



For and on behalf of the Board of Directors

MOIZ KAUSARALI JAMALI  
 Director  
 DIN: 08340284

FATEMA MOIZ JAMALI  
 Director  
 DIN: 08340286

*Moiz Kausarali Jamali*

*Fatema Moiz Jamali*

Task Precision Industries Pvt. Ltd.

**Statement of Profit and loss for the year ended 31st March 2021**

₹ in rupees


Particulars	Note No.	31st March 2021	31st March 2020
<b>Revenue</b>			
Revenue from operations	4	2,40,28,515.00	2,36,89,790.10
Less: Excise duty			
<b>Net Sales</b>		<b>2,40,28,515.00</b>	<b>2,36,89,790.10</b>
Other income	6	27,202.46	22,219.91
<b>Total revenue</b>		<b>2,40,55,717.46</b>	<b>2,37,12,010.01</b>
<b>Expenses</b>			
Cost of material Consumed			
Purchase of stock-in-trade		1,95,83,953.34	1,41,12,962.62
Changes in inventories	5	(51,88,572.92)	(52,10,558.08)
Employee benefit expenses		52,25,235.00	68,99,900.00
Finance costs			100.00
Depreciation and amortization expenses			
Other expenses		43,50,762.51	78,37,372.16
<b>Total expenses</b>		<b>2,39,71,377.93</b>	<b>2,36,39,776.70</b>
<b>Profit before exceptional, extraordinary and prior period items and tax</b>		<b>84,339.53</b>	<b>72,233.31</b>
Exceptional items			
<b>Profit before extraordinary and prior period items and tax</b>		<b>84,339.53</b>	<b>72,233.31</b>
Extraordinary items			
Prior period item			
<b>Profit before tax</b>		<b>84,339.53</b>	<b>72,233.31</b>
<b>Tax expenses</b>			
Current tax			
Deferred tax			(11,559.60)
Excess/short provision relating earlier year tax			
<b>Profit(Loss) for the period</b>		<b>84,339.53</b>	<b>83,792.91</b>
<b>Earning per share</b>			
<b>Basic</b>			
Before extraordinary Items			
After extraordinary Adjustment			
<b>Diluted</b>			
Before extraordinary Items			
After extraordinary Adjustment			

The accompanying notes are an integral part of the financial statements.

As per our report of even date

For ABDUL QADIR BOHRA AND CO  
 Chartered Accountants  
 (FRN: 143141W)

ABDULQADIR NOMAN BOHRA  
 INDIVIDUAL  
 Membership No.: 150692  
 Place: Pune  
 Date: 22/11/2021  
 UDIN : 21150692AAAAEB8659



For and on behalf of the Board of Directors

MOIZ KAUSARALI JAMALI  
 Director  
 DIN: 08340284

FATEMA MOIZ JAMALI  
 Director  
 DIN: 08340286

Task Precision Industries Pvt. Ltd.

Net Amount	16,35,632.00	0	16,35,632.00	7,51,542.61	0	7,51,542.61
------------	--------------	---	--------------	-------------	---	-------------

**Note No. Deferred Tax**


Particulars	₹ in rupees	
	As at 31st March 2021	As at 31st March 2020
Deferred tax assets		
Deferred Tax Asset	11,559.60	11,559.60
Gross deferred tax asset		
Net deferred tax assets	11,559.60	11,559.60
	11,559.60	11,559.60

**Note No. Provisions**

Particulars	As at 31st March 2021			As at 31st March 2020		
	Long-term	Short-term	Total	Long-term	Short-term	Total
Other provisions						
Other Provision						
GST Payable					13,90,236.00	13,90,236.00
PROFESSIONAL TAX		3,91,711.00	3,91,711.00			
TDS PAYABLE		(100.00)	(100.00)			
Travelling Expense Payable		24,000.00	24,000.00			
Salary Payable		53,601.00	53,601.00			
		3,37,170.00	3,37,170.00			
Total		8,06,382.00	8,06,382.00		13,90,236.00	13,90,236.00
		8,06,382.00	8,06,382.00		13,90,236.00	13,90,236.00

**Trade payables**

Particulars	₹ in rupees	
	As at 31st March 2021	As at 31st March 2020
(B) Others		
ACE SOLUTIONZ		3,377.00
Babji Hardwre and Pnewmatic		2,336.40
Bholanath Precision Engineering Pvt Ltd		(142.00)
GP ENTERPRISES		(10,190.00)
Kore Provision Stores		5,528.00
Luna Bearings		20,704.28
Mahalaxmi Enterprises		21,600.00
PRIMIAR WATCH and ELECTRIC		49,000.00
RandS Printech Pvt Ltd		46,256.00
SAIF ELECTRICALS		3,99,848.90
SAMALI HOSPITALITY PRIVATE LIMITED		77,907.55
SANTOSH TEMPO SERVICES		58,000.00
Shah Chimanlal and Co		1,975.32
Smb Innovative		78,000.00
SMB Technologies		6,606.00
SPECTRA CONNECTRONICS LLP		3,623.00
Tim Prints		5,546.00
Abdulqadir Bohra and Co	1,68,423.00	1,05,108.00
ABLE ENTERPRISES	34,131.70	9,543.30
Accurate Engg. Co. Pvt. Ltd	7,789.00	1,416.00
Active Trading Corporation	10,601.42	(0.82)
Al Burhani Enterprises	10,856.00	
ALITECH.CO.IN	1,58,600.68	
Almas Steel and Alloys Pvt. Ltd	2,21,828.04	89,854.50
Ansh Engineering	54,925.00	14,672.00
Azad Trading Corporation	(1,978.00)	
Baldota Stationers	5,617.00	
Bharat Trading Corporation	3,642.66	
Burhani Computer Private Limited	37,82,078.84	
Carl Zeiss	(5,900.00)	
Classic Rubber and Engineering Stores	9,239.40	
Cubix Automation Pvt Ltd	35,931.80	
Electroflash Industries	92,863.08	
Electronic Co Operative Estate Ltd	29,500.00	73,974.10




Precision Industries Pvt. Ltd.  
 Director

Elite Wooden LLP	32,911.80	16,253.44
Fortibus Engg Pvt Ltd	28,675.15	1,658.34
H V CORPORATION	613.60	
H C Chauhan	1,32,000.00	
Haitu Engineers	10,212.32	3,308.40
Hind Hardwares	(4,275.00)	
HITAKSHI MEDICO	(800.00)	
Honesty Steels	32,203.20	(624.00)
HUSAMI TOOLS	613.60	
J S Traders	0.64	
Jayesh Enterprises	74,815.00	
Jove Electronics Pvt Ltd	66,026.00	
Jyoti Industries	1,615.66	
KAKADE LASER	9,298.40	
Kamthe Water Transport	3,500.00	100.00
Luna Technologies Pvt Ltd	27,753.26	
Maharashtra Enterprises	6,943.12	
Make My Trip	82.99	
Marposs India Pvt Ltd	1,57,707.00	4,30,227.20
Master Gauges and Instruments	45,599.00	2,124.00
Mercer Metrology Systems CR	4,58,704.43	15,60,396.35
METROLOGY AUTOMATION PUR	7,60,467.07	31,05,316.28
Neelam Metal	(1,000.00)	
Nu Tech Sales	22,442.26	14,057.80
Parda Machinery Sales	1,15,817.00	
PRAGATI ENTERPRISES	10,372.20	
Pride Computers	3,395.13	7,856.00
PRIDE MACHINE TOOLS	1,756.00	(1,342.00)
RAJ ENTERPRISES	4,24,905.44	
Rizwan Tools	2,136.98	3,327.60
Rollwell Bearing Centre	29,715.58	826.00
RUBICON ENGINEERS PVT LTD	2,98,796.03	49,357.04
S. VINOD	10,036.00	
Saif Traders	22,756.70	
SEIMITSU FACTORY AUTOMATION PVT LTD	12,741.58	
SHAH CHIMANLAL NAROTTAMDAS	1,835.69	
Shiv Malhar Corporation	93,756.30	
SHREE GANESH INDUSTRIES	20,942.64	
Shree Venkateshwara Roadlines	(45,200.00)	(1,200.00)
Shreeji Marketing Corporation	4,905.44	29,142.12
Shreenath Engineering Works	1,660.00	2,072.00
SHRITANTRA CONTROLS PVT LTD	88,188.00	
SS INDUSTRIES	35,180.00	
Star Trading Corporation	3,31,849.40	38,829.40
STARLINE TRAVELS PRIVATE LIMITED	2,154.00	
TECHNICS Infosolution Pvt Ltd	(75,000.00)	
Technomet Enterprises	10,704.00	
TUFF PLAST PUNE PVT LTD	9,482.33	
	<b>78,97,145.56</b>	<b>63,26,846.50</b>
<b>Total</b>	<b>78,97,145.56</b>	<b>63,26,846.50</b>

**Note No. Other current liabilities**

Particulars	₹ in rupees	
	As at 31st March 2021	As at 31st March 2020
Others payables		
Advance from customers	36,13,470.00	15,41,160.00
Employees contribution esic		5,400.00
Employees contribution pf		64,944.00
Tds payable		17,500.00
	<b>36,13,470.00</b>	<b>16,29,004.00</b>
<b>Total</b>	<b>36,13,470.00</b>	<b>16,29,004.00</b>



Task Precision Industries Pvt. Ltd.  
 Director


Note No. Loans and advances

₹ in rupees

Particulars	As at 31st March 2021		As at 31st March 2020	
	Long-term	Short-term	Long-term	Short-term
Other loans and advances				
AFZAL SHAIKH -Loan and Adv				5,000.00
ATUL MAWALE -Loan and Adv				2,500.00
Dhananjay Sutar LOAN and ADVANCES				37,000.00
DILEEP SINGH-SAL ADV				11,404.00
Dnyaneshwar Vetal-Loan and Adv				22,500.00
Faiyaz Shaikh Loan A/c				30,000.00
Husain Saifee-Loan				50,000.00
Krishnkumar K-Loan				30,000.00
MOHAMMED RAFIQUE LOAN A/C				8,000.00
ZAHABI QARDAN HASANA TRUST				2,00,000.00
Zaheer Khan Advances				1,000.00
Advance Against Travelling		26,485.00		(2,591.00)
AMIT GAWALI LOAN A/C		5,327.00		
Gulami P Loan and Advances ( MA)		3,639.00		(17,155.00)
Irfan Shaikh Loan		50,000.00		
JAGDISH VANKAI-LOAN		2,500.00		2,500.00
JAGDISH VANKAI-LOAN and ADVANCES		52,000.00		52,000.00
JAINUDDIN SHAIKH-LOAN		1,04,494.00		(37,000.00)
MOHAMMED BAGASRAWALA LOAN and ADVANCE		10,826.00		
Munsaf Shaikh Loan and Adv		846.00		2,000.00
RAHUL NITTURE -Loan and Adv		41,928.00		15,010.00
RAJU WAGHMARE -Loan and Adv		1,08,501.00		(14,074.00)
SANJAY HIREMATH LOAN and ADVANCE		45,000.00		
Smita Lawrence -Loan and Adv		1,44,001.00		4,000.00
Vinod Bhorade Loan		40,000.00		
AMIT GAWALI LOAN A/C				34,000.00
<b>Total</b>		<b>6,35,547.00</b>		<b>4,36,094.00</b>
		<b>6,35,547.00</b>		<b>4,36,094.00</b>



Task Precision Industries Pvt. Ltd.

  
 Director

Note No. Inventories

Particulars (Valued at cost or NRV unless otherwise stated)	₹ in rupees	
	As at 31st March 2021	As at 31st March 2020
Closing stock	1,04,52,715.00	52,64,142.08
<b>Total</b>	<b>1,04,52,715.00</b>	<b>52,64,142.08</b>

Note No. Trade receivables

Particulars	₹ in rupees	
	As at 31st March 2021	As at 31st March 2020
Exceeding six months		
Unsecured, Considered Good	49,92,539.00	38,98,345.25
<b>Total</b>	<b>49,92,539.00</b>	<b>38,98,345.25</b>
<b>Total</b>	<b>49,92,539.00</b>	<b>38,98,345.25</b>

Note No. Cash and cash equivalents

Particulars	₹ in rupees	
	As at 31st March 2021	As at 31st March 2020
Balance with banks		
Hdfc bank	86,430.00	3,55,868.67
Kotak mahindra bank	(20,87,822.00)	3,19,354.22
<b>Total</b>	<b>(20,01,392.00)</b>	<b>6,75,222.89</b>
Cash in hand		
Cash	1,23,843.40	12,264.20
<b>Total</b>	<b>1,23,843.40</b>	<b>12,264.20</b>
<b>Total</b>	<b>(18,77,548.60)</b>	<b>6,87,487.09</b>

Note No. Other current assets

Particulars	₹ in rupees	
	As at 31st March 2021	As at 31st March 2020
Other Assets		
ADVANCE TAX	45,000.00	25,000.00
Preliminary Exp	9,556.00	14,334.00
TDS RECEIVABLES AY-21-22	6,934.00	
<b>Total</b>	<b>61,490.00</b>	<b>39,334.00</b>

Note No. 4 Revenue from operations


Particulars	₹ in rupees	
	31st March 2021	31st March 2020
Sale of products		
Sales of Products	2,39,36,015.00	2,36,89,790.10
	<b>2,39,36,015.00</b>	<b>2,36,89,790.10</b>
Sale of services	92,500.00	
<b>Net revenue from operations</b>	<b>2,40,28,515.00</b>	<b>2,36,89,790.10</b>

Note No. 6 Other income

Particulars	₹ in rupees	
	31st March 2021	31st March 2020
Other non-operating income		
Late deduction charges		16,590.00
Other misc income		37.00
Commission	1,249.45	
Discount Received	4,921.94	5,407.08
Discount Received Pur	21,600.00	
ROUND OFF	(568.93)	185.83
	<b>27,202.46</b>	<b>22,219.91</b>
<b>Total</b>	<b>27,202.46</b>	<b>22,219.91</b>

Purchase of stock-in-trade

Particulars	₹ in rupees	
	31st March 2021	31st March 2020
Cost on purchase	13,48,785.97	20,86,135.90



Task Precision Industries Pvt. Ltd.

Director

Purchase Igst 18		21,93,488.90
CGST PUR RCM 9%	2,823.75	
Freight Charges 18%	3,874.03	
IGST PURCHASE	2,66,235.04	
Loading charges	548.00	
PURCHASE 12%	3,21,183.10	1,80,428.09
PURCHASE 18%	1,47,61,603.41	91,62,833.68
PURCHASE 28%	500.00	94,218.75
PURCHASE 5%	17,260.00	65,037.30
Purchase IGST 18%	14,78,005.32	
Purchase URD	31,525.00	3,30,820.00
SGST PUR RCM 9%	2,823.75	
SGST PURCHASE	13,48,785.97	
<b>Total</b>	<b>1,95,83,953.34</b>	<b>1,41,12,962.62</b>

**Note No. 5 Changes in inventories**

₹ in rupees

Particulars	31st March 2021	31st March 2020
<b>Inventory at the end of the year</b>		
Finished Goods	1,04,52,715.00	52,64,142.08
	<b>1,04,52,715.00</b>	<b>52,64,142.08</b>
<b>Inventory at the beginning of the year</b>		
Finished Goods	52,64,142.08	53,584.00
	<b>52,64,142.08</b>	<b>53,584.00</b>
<b>(Increase)/decrease in inventories</b>		
Finished Goods	(51,88,572.92)	(52,10,558.08)
	<b>(51,88,572.92)</b>	<b>(52,10,558.08)</b>

**Employee benefit expenses**

₹ in rupees

Particulars	31st March 2021	31st March 2020
<b>Salaries and Wages</b>		
Administrative salary	45,90,296.00	27,58,802.00
Wages and salaries fact		34,59,825.00
BONUS	4,28,229.00	3,91,053.00
	<b>50,18,525.00</b>	<b>66,09,680.00</b>
<b>Contribution to provident and other fund</b>		
Employers Contribution to Provident Fund	35,604.00	
	<b>35,604.00</b>	
<b>Staff welfare Expenses</b>		
Staff Welfare	1,71,106.00	2,90,220.00
	<b>1,71,106.00</b>	<b>2,90,220.00</b>
<b>Total</b>	<b>52,25,235.00</b>	<b>68,99,900.00</b>

Task Precision Industries Pvt. Ltd.

₹ in rupees

**Finance costs**


Particulars	31st March 2021	31st March 2020
<b>Interest</b>		
Delayed interest on tds		100.00
		<b>100.00</b>
<b>Total</b>		<b>100.00</b>

Director

**Other expenses**

₹ in rupees

Particulars	31st March 2021	31st March 2020
Advertisement expense	52,375.00	69,550.00
Annual compliance	6,500.00	5,400.00
Audit fees	25,000.00	29,500.00
Bank charges	5,900.00	1,15,347.03
Business promotion exp	5,847.00	33,100.00
Commission charges		15,000.00
Contribution expense		9,000.00
Electricity expense factory	1,33,361.00	1,15,640.00



**TASK PRECISION INDUSTRIES PRIVATE LIMITED**  
 SR NO 3 11 2 BYEWALEWADI KONDHAAWA BK NR G S AMAMD, pune,  
 Pune-411048  
 CIN : U29190PN2019PTC181622

(F.Y. 2020-2021)

Entertainment exp		41,020.56
Freight charges	8,427.00	11,324.01
Gst on expense	91,496.00	1,37,333.46
Incentive		7,20,000.00
Insurance expenses	36,371.00	8,790.00
Labour charges for coating	10,500.00	94,537.50
Legal exps	3,500.00	43,191.00
Loading charges		1,600.00
Miscellaneous expense	7,430.00	2,356.00
Packing and forwarding	864.00	6,140.00
Postage and courier	34,047.00	33,780.88
Power and fuel expenses	1,57,374.00	86,289.00
Printing and stationery	5,559.00	48,071.35
Repair and maintainance	3,29,664.00	2,55,847.19
Security expense		80,750.00
Software expenses	5,11,364.00	66,804.54
Travelling Expenses		13,74,430.75
Uniform expense	36,938.50	18,081.20
Vehicle maintenance	64,099.00	26,998.64
Transportation Exp	98,781.68	4,46,106.00
Food and Hotel Expenses	6,03,526.78	2,58,207.00
GST Paid	9,321.18	13,86,342.66
INTERNET EXPENSES 18%	95,484.00	58,322.00
Local Conveyance	14,145.00	14,333.00
Medical Expense	4,778.00	4,778.00
Preliminary Exp Written Off	1,28,000.00	1,18,000.00
Professional Fees	15,05,000.00	18,33,000.00
REMUNERATION TO DIRECTORS	1,08,000.00	
RENT, RATES, and TAXES	37,145.00	15,970.00
Telephone expenses	53,380.00	61,180.00
Water Expense	1,23,804.37	1,23,598.00
Website and Cloud Charges	42,780.00	38,677.39
Office Expense		28,975.00
Overtime working	43,50,762.51	78,37,372.16
Total		

₹ in rupees

	31st March 2021	31st March 2020
Deferred tax		(11,559.60)
Particulars		(11,559.60)
Deferred tax asset		
Total		



Task Precision Industries Pvt. Ltd.

Director



Note No. Trade receivables: Exceeding six months: Unsecured,  
 Considered Good

₹ in rupees

Particulars	As at 31st March 2021	As at 31st March 2020
City Liners Global Limited Dedit		1,14,915.00
Craftsman Automation Limited		2,47,800.00
HAOSEN TECHNOLOGY PVT LTD		15,06,540.53
Quality Automation		1,12,070.00
Ashok Iron Works Pvt Ltd CHBMD	50,000.00	
ITEKT India Limited	1,26,000.00	
M/S DIVGI TRANSFER SYSTEMS PVT LTD	54,755.00	
Mahindra and Mahindra Ltd	1,380.00	
Mahindra and Mahindra Ltd Mumbai	9,476.00	
Mahindra Electric Mobility Ltd	7,358.00	7,358.00
Marshall Machine Ltd	19,01,246.00	8,23,598.20
Mensor Metrology Systems DR	10,579.00	
MUSHASHI AUTO PARTS PRIVATE LIMITED	20,093.00	
ORBITAL SYSTEMS BOMBAY PVT LTD	36,800.00	
Peena Shims Pvt Ltd	19,546.00	7,560.00
Rockman Industries Limited Tamilnadu	5,36,000.00	5,36,000.00
Sala Vikas India Pvt Ltd	13,000.00	13,000.00
Tafe Motors and Tractors Pvt Ltd	13,17,215.00	
TASK PRECISION INDUSTRIES	2,21,148.00	5,27,025.32
Tax Pressotechnik (India) Pvt Ltd	6,65,465.00	
VICTORA TOOL ENGINEERS PVT LTD	2,478.00	2,478.20
<b>Total</b>	<b>49,92,539.00</b>	<b>38,98,345.25</b>



Task Precision Industries Pvt. Ltd.

Director