


**SARU AIKOH CHEMICALS LIMITED, MEERUT**  
**Balance Sheet as at 31st March 2022**

	Note No.	(Figures in Thousands)	
		As at 31st March 2022 Rs. P.	As at 31st March 2021 Rs. P.
<b>EQUITY AND LIABILITES</b>			
Shareholder's Funds			
Share Capital	3	3,420.00	3,420.00
Reserves & Surplus	4	49,800.71	39,594.44
Non Current Liabilities			
Long Term Borrowings	5	44,186.29	11,098.68
<b>Current Liabilities</b>			
Short Term Borrowings	6	24,011.84	24,789.30
Trade Payables	7	46,498.99	40,376.43
Other Current Liabilities	8	9,036.15	5,877.23
Short Term Provisions	9	4,870.00	2,020.00
<b>TOTAL</b>		<b>84,416.98</b>	<b>2,020.00</b>
		<b>1,81,823.98</b>	<b>1,27,176.08</b>
<b>ASSETS</b>			
<b>Non-Current Assets</b>			
Property, Plant & Equipment & Intangible Assets			
Property, Plant & Equipment	10	24,372.05	17,513.20
Non Current Investments	11	29.20	29.20
Deferred Tax Assets			341.34
<b>Current Assets</b>			
Inventories	12	47,217.46	26,522.20
Trade Receivables	13	89,226.30	71,743.78
Cash and Cash Equivalents	14	13,050.81	7,520.65
Short Term Loans and Advances	15	3,687.77	2,223.30
Other Current Assets	16	3,926.17	1,282.40
<b>TOTAL</b>		<b>1,57,108.51</b>	<b>1,282.40</b>
		<b>1,81,823.98</b>	<b>1,27,176.08</b>

  
MANAGER ACCOUNTS

  
DIRECTOR


  
MANAGING DIRECTOR

As per our separate report of even date annexed.

MEERUT : 20TH JULY 2022



For S. S. Gupta & Co.,  
Chartered Accountants,

  
Partner.


UDIN : 22074585ANLIVB4140




**SARU AIKOH CHEMICALS LIMITED, MEERUT**  
**Statement of Profit and Loss for the year ended 31st March 2022**

	<u>Note No.</u>	<u>(Figures in Thousands)</u>	
		<u>For the Year ended 31st March 2022</u> Rs. P.	<u>For the Year ended 31st March 2021</u> Rs. P.
I Revenue from Operations	17	4,18,419.97	2,73,056.44
II Other Income	18	956.58	688.70
Total Revenue (I+II)		<u>4,19,376.55</u>	<u>2,73,745.14</u>
III Expenses			
Cost of material Consumed	19	3,25,341.90	1,98,846.79
Changes in Inventories of Finished Goods			
Work-in Progress and Stock-in- Trade	20	(6,776.70)	(2,972.48)
Employee Benefit Expenses	21	25,250.47	19,777.73
Finance Cost	22	4,933.81	4,342.66
Depreciation and Amortization Expenses	10	2,949.45	2,108.23
Other Expenses	23	52,580.70	43,842.20
Total Expenses		<u>4,04,279.63</u>	<u>2,65,945.13</u>
IV Profit before Tax		15,096.92	7,800.02
V Tax Expenses			
Current Tax		4,870.00	2,020.00
Deferred Tax	27.12	27.12	(54.43)
VI Profit for the year		10,199.80	5,834.44
VII Earning Per Equity Share			
Basic		29.82	17.06


  
MANAGER ACCOUNTS

  
DIRECTOR

  
MANAGING DIRECTOR

As per our separate report of even date annexed .

MEERUT : 20TH JULY 2022



For **S. S. Gupta & Co.**,  
Chartered Accountants,



Partner.

UDIN : 22074585ANLIVB4140