

ACTIONS FOR NG MARKING (KOPG)

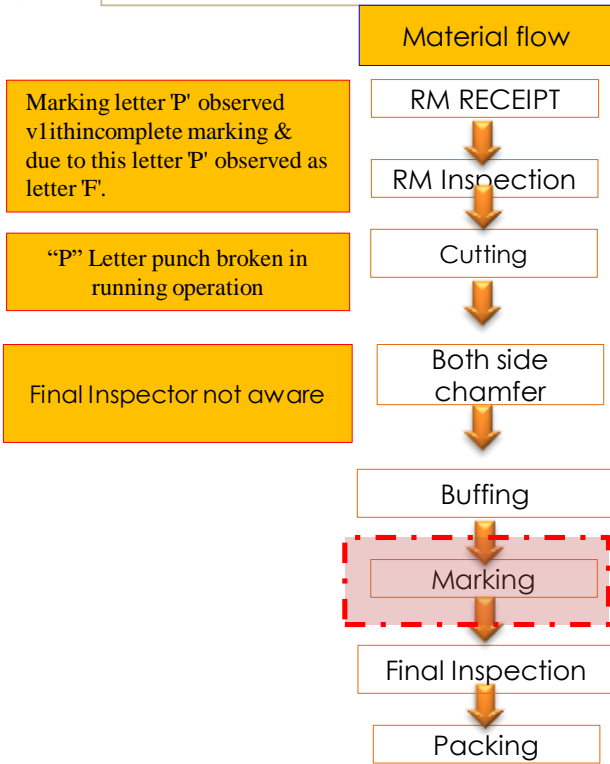

Supplier: **Saptagiri Industries.**

Operation: **Press shop / Machine shop**

Implementation Date: **22.09.2022**

BEFORE

Problem/Present Status: Marking letter 'P' observed v lithincomplete marking & due to this letter 'P' observed as letter 'F'.

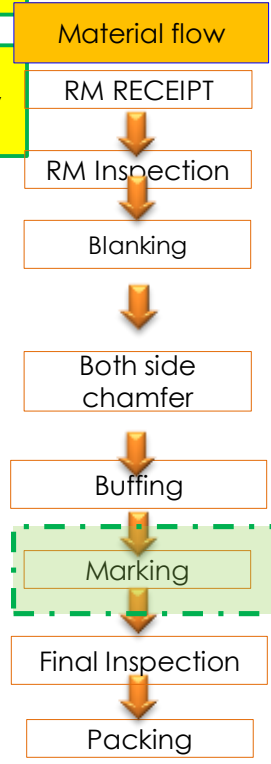


AFTER

SAPTAGIRI INDUSTRIES						
MODEL WISE OUTER TUBE MARKING DETAILS						
Sl. No.	Model No.	Part No.	Marking Details	Marking Method	Marking Tool	Marking Date
1	10000000	10000000	10000000	10000000	10000000	10000000
2	10000000	10000000	10000000	10000000	10000000	10000000
3	10000000	10000000	10000000	10000000	10000000	10000000
4	10000000	10000000	10000000	10000000	10000000	10000000
5	10000000	10000000	10000000	10000000	10000000	10000000
6	10000000	10000000	10000000	10000000	10000000	10000000
7	10000000	10000000	10000000	10000000	10000000	10000000
8	10000000	10000000	10000000	10000000	10000000	10000000
9	10000000	10000000	10000000	10000000	10000000	10000000
10	10000000	10000000	10000000	10000000	10000000	10000000



- Broken punch replace with new one
- One point lesion made and display at work place
- Awareness training given to concern inspector and operator



- Inadequate material handling for Input & Output material after stamping operation
- Not aware inspector and operator about stamping and it's details

- Input & Output material provided bin is different colour for Input Blue colour and for output Green colour
- Made SOP for material handling at stamping stage
- Q- Alert Display at final inspection
- Input & Output material Identified