| SUPERSEDS- | | | |
|---|---|---|---|
| DATE | REV | ALTERATION | CR |
| 15/02/2020 | XA | NEW RELEASED | PDRN-26 |

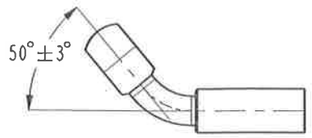


SCALE 1:1

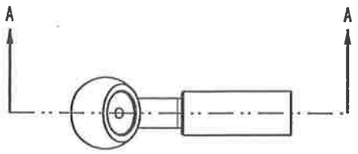


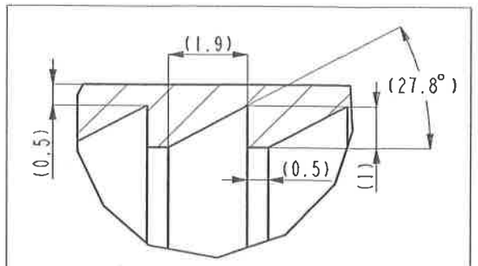


DETAIL C
SCALE 10:1

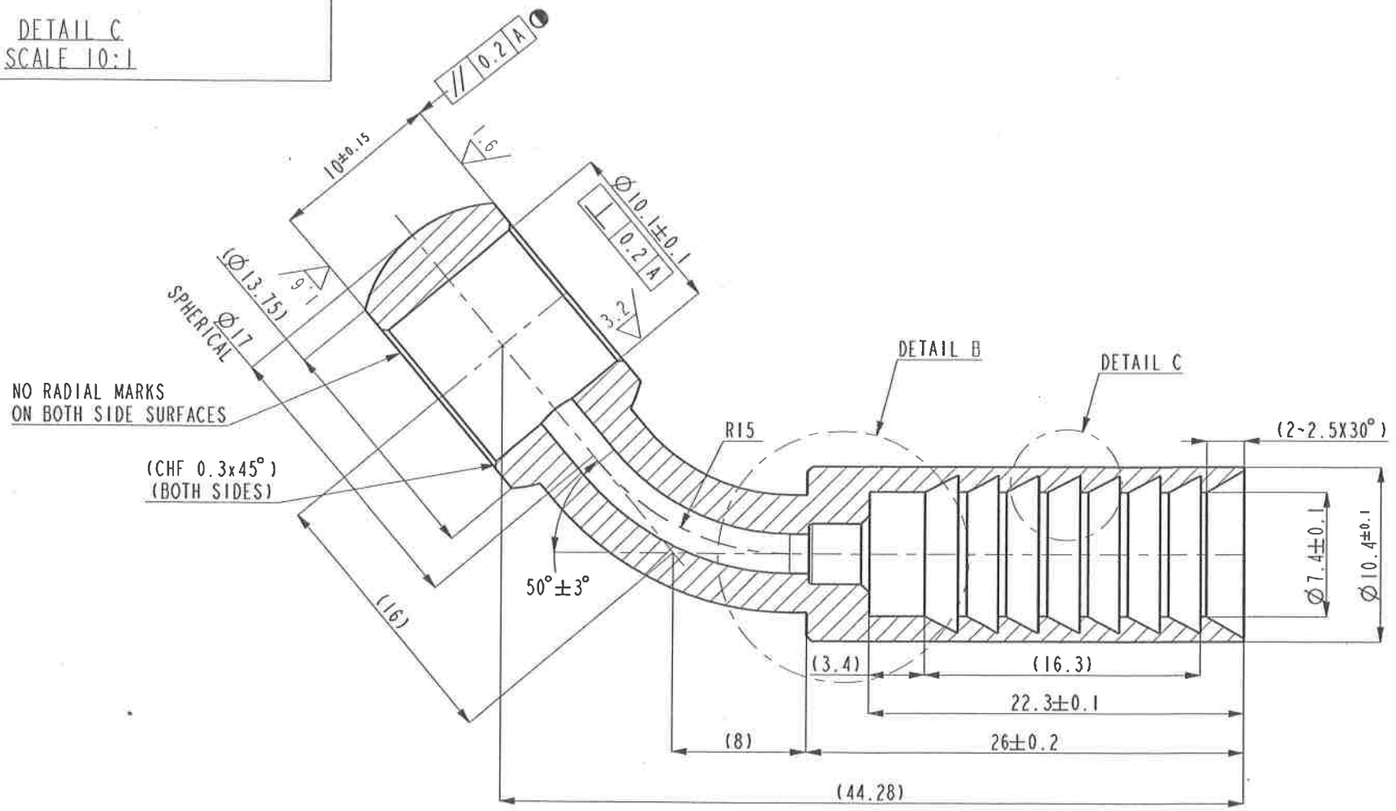


SECTION A-A
SCALE 4:1

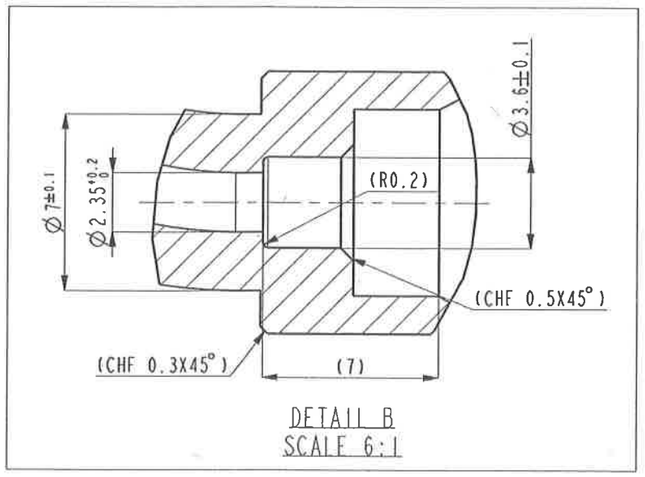


DETAIL B
SCALE 6:1

CONTROLLED COPY
Issued To: V.C.D
Stathe
29/02/2020

Provisional Drawing Release

NOTES:
1. SURFACE TREATMENT FOR END CONNECTOR: Fe/Zn (WHITE) AS PER ABS00010 TO BE DONE AFTER BRAZING.
2. PART SHALL BE FREE FROM BURRS.
3. ENSURE THAT OPENING OF DRILLED HOLE Ø2.35 IN BANJO.
4. ALL DIMENSIONS TO BE MEASURED AFTER PLATING.
5. BRACKET ( ) DIMENSIONS ONLY FOR REFERENCE.

| | | | |
|---|---|---|---|
| ◐ = 1 ● = 0 | SCALE: 4:1 | MATERIAL: ENIA/15B25/C20 | O.E.PART NO. NA |
| DRAWN SST | Stathe | | RAW DWG/PART NO NA |
| CHECKED PMK | | PART NAME: END CONNECTOR-STEEL BRAIDED HOSE (M/CYL OR CALIPER SIDE) | XA |
| APPROVED MRD | | | |
| TOLERANCES --- | RAW WEIGHT: N.A. | FINISHED WEIGHT: ~21 gms | DWG/PART NO. B2EH076020 |
| | FINISH: REFER NOTE | | |
| | HEAT TREATMENT: N.A. | | |

ENDURANCE TECHNOLOGIES LTD.
BRAKING DIVISION

SHAFTS h = FROM 0 TO- HOLES H=FROM 0 TO +

SAFETY ● SIGNIFICANT ◐ SHEET SIZE A2

FIRST ANGLE PROJECTION —PLEASE DO NOT SCALE THE DRAWING. ASK IF IN ANY DOUBT —ALL DIMENSIONS IN mm

This drawing is a property of Endurance Technologies Ltd. and shall not be copied or reproduced without permission of the company