














Eye Sequence Chart

S.no.	Defect Phenomenon	Photographs	S.no.	Defect Phenomenon	Photographs
1	Casting Pin holes		8	Casting excess injection pin projection or depression	
2	Casting Blow holes		9	Casting underfill	
3	Casting dent & damages		10	Casting sandrop	
4	Casting parting line flashes		11	Casting shrinkage	
5	Casting Fettlingmark, dragmark		12	Casting Heat Code Punching	
6	Casting Die mismatch		13	<i>Ejection Pin Projection & Depression</i>	
7	Heavy Belt Marks		14	Tapper baffling	